

Aliant Engineering Inc

TH-13/CSAH-21 at Franklin Trail

Ref.Pt 085+00.265

Aliant Engineering

****TURN MOVEMENT COUNT****

CSAH

File Name : 504_TH 21 & Franklin Trail

Site Code : 504

Start Date : 1/5/2017

Page No : 1

Groups Printed- Vehicles - Trucks

Start Time	Franklin Trail Southbound					TH 21 Westbound					Franklin Trail Northbound					TH 21 Eastbound					Int. Total
	Left	Thru	Rght	Other	App. Total	Left	Thru	Rght	Other	App. Total	Left	Thru	Rght	Other	App. Total	Left	Thru	Rght	Other	App. Total	
06:00	3	3	4	0	10	10	49	2	0	61	0	5	26	0	31	1	44	1	0	46	148
06:15	8	5	1	1	15	4	81	10	0	95	2	16	40	0	58	4	49	0	0	53	221
06:30	9	2	8	0	19	11	123	8	0	142	8	24	55	0	87	3	44	3	0	50	298
06:45	7	4	6	0	17	24	131	17	0	172	1	11	57	0	69	9	83	1	0	93	351
Total	27	14	19	1	61	49	384	37	0	470	11	56	178	0	245	17	220	5	0	242	1018
07:00	15	11	1	0	27	8	137	28	0	173	2	54	52	0	108	1	79	3	0	83	391
07:15	12	16	9	0	37	18	129	19	0	166	7	36	52	0	95	4	96	1	0	101	399
07:30	10	14	5	0	29	14	160	10	0	184	5	35	41	0	81	0	77	1	0	78	372
07:45	11	15	4	0	30	25	146	20	0	191	5	30	42	0	77	3	86	2	1	92	390
Total	48	56	19	0	123	65	572	77	0	714	19	155	187	0	361	8	338	7	1	354	1552
08:00	11	18	5	0	34	17	137	12	0	166	6	21	48	0	75	0	81	1	0	82	357
08:15	17	18	5	0	40	17	119	12	0	148	9	23	42	0	74	4	70	4	0	78	340
08:30	12	9	1	0	22	12	104	10	0	126	6	18	33	0	57	3	65	3	0	71	276
08:45	10	17	1	0	28	19	97	15	0	131	0	25	36	0	61	3	72	1	0	76	296
Total	50	62	12	0	124	65	457	49	0	571	21	87	159	0	267	10	288	9	0	307	1269
09:00	9	14	5	0	28	14	94	18	0	126	1	22	35	0	58	3	64	1	0	68	280
09:15	21	28	1	0	50	10	74	13	0	97	1	19	20	0	40	2	71	1	0	74	261
*** BREAK ***																					
Total	30	42	6	0	78	24	168	31	0	223	2	41	55	0	98	5	135	2	0	142	541
*** BREAK ***																					
10:30	9	7	4	0	20	18	38	6	0	62	3	12	21	0	36	1	72	1	0	74	192
10:45	3	9	2	0	14	8	55	7	0	70	0	12	30	0	42	1	48	0	0	49	175
Total	12	16	6	0	34	26	93	13	0	132	3	24	51	0	78	2	120	1	0	123	367
11:00	7	16	2	0	25	18	60	2	0	80	3	20	26	0	49	2	63	1	0	66	220
11:15	17	18	7	0	42	29	52	3	0	84	2	15	25	0	42	1	34	2	0	37	205
11:30	7	15	1	0	23	22	73	13	0	108	2	17	25	0	44	1	58	3	0	62	237
11:45	10	16	2	0	28	17	60	5	0	82	1	14	29	0	44	1	41	1	0	43	197
Total	41	65	12	0	118	86	245	23	0	354	8	66	105	0	179	5	196	7	0	208	859
12:00	10	19	1	0	30	18	65	6	0	89	4	8	30	0	42	0	62	2	0	64	225
12:15	5	16	4	0	25	18	74	8	0	100	2	13	21	0	36	0	68	5	0	73	234
12:30	13	14	2	0	29	16	73	6	0	95	1	18	32	0	51	1	75	2	0	78	253
12:45	14	16	2	0	32	25	68	8	0	101	2	10	39	0	51	0	48	2	0	50	234
Total	42	65	9	0	116	77	280	28	0	385	9	49	122	0	180	1	253	11	0	265	946
13:00	10	16	6	0	32	27	88	9	0	124	1	12	24	0	37	3	66	1	0	70	263
13:15	17	12	3	0	32	19	68	10	0	97	3	10	39	0	52	4	57	3	0	64	245
*** BREAK ***																					
Total	27	28	9	0	64	46	156	19	0	221	4	22	63	0	89	7	123	4	0	134	508
*** BREAK ***																					
14:30	17	13	3	0	33	15	83	11	0	109	1	10	30	0	41	2	83	3	0	88	271
14:45	12	20	2	0	34	28	100	9	0	137	6	14	22	0	42	5	76	1	0	82	295
Total	29	33	5	0	67	43	183	20	0	246	7	24	52	0	83	7	159	4	0	170	566
15:00	20	34	3	1	58	34	105	9	1	149	4	14	28	0	46	2	76	3	0	81	334
15:15	13	39	4	0	56	23	83	14	0	120	4	23	46	0	73	3	101	2	0	106	355
15:30	9	28	4	0	41	30	109	9	0	148	5	21	39	0	65	1	104	6	0	111	365
15:45	19	31	6	0	56	33	111	9	0	153	3	22	28	0	53	3	97	5	0	105	367
Total	61	132	17	1	211	120	408	41	1	570	16	80	141	0	237	9	378	16	0	403	1421
16:00	12	35	2	0	49	38	124	11	0	173	2	20	47	0	69	3	151	3	0	157	448
16:15	21	31	3	0	55	48	135	11	0	194	6	35	57	0	98	4	138	4	0	146	493
16:30	12	43	7	0	62	44	135	13	0	192	1	16	29	0	46	1	136	6	0	143	443
16:45	15	32	6	0	53	43	123	8	0	174	1	26	51	0	78	6	152	4	0	162	467
Total	60	141	18	0	219	173	517	43	0	733	10	97	184	0	291	14	577	17	0	608	1851

Aliant Engineering Inc

TH-13/CSAH-21 at Franklin Trail

Ref.Pt 085+00.265

Aliant Engineering

****TURN MOVEMENT COUNT****

File Name : 504_TH 21 & Franklin Trail

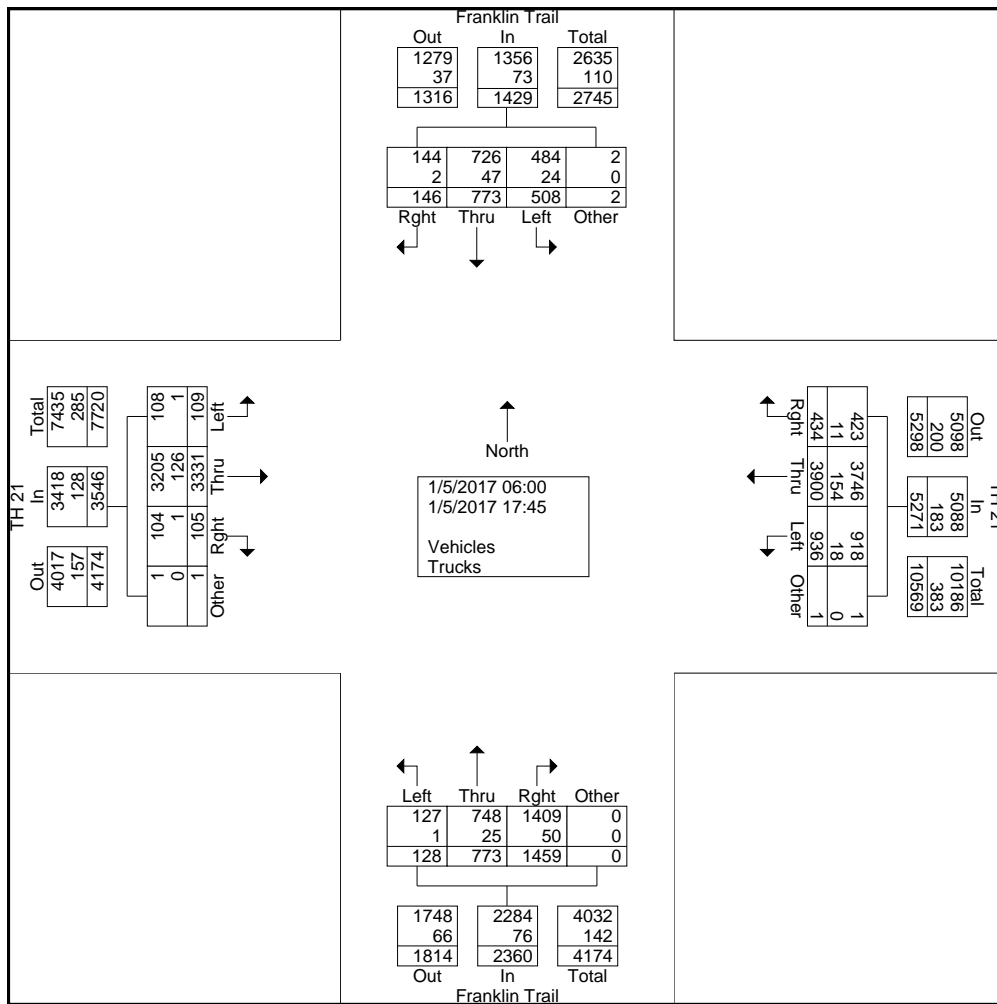
Site Code : 504

Start Date : 1/5/2017

Page No : 2

Groups Printed- Vehicles - Trucks

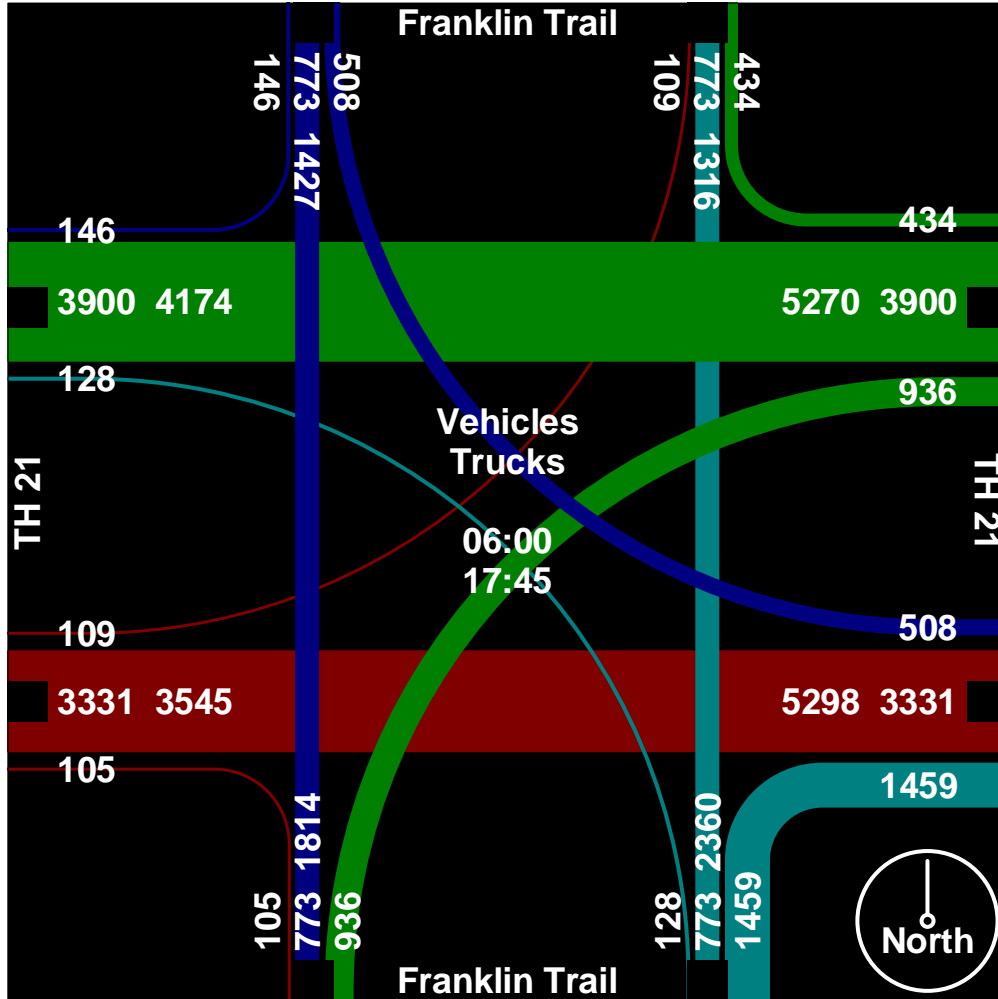
Start Time	Franklin Trail Southbound					TH 21 Westbound					Franklin Trail Northbound					TH 21 Eastbound					Int. Total
	Left	Thru	Rght	Other	App. Total	Left	Thru	Rght	Other	App. Total	Left	Thru	Rght	Other	App. Total	Left	Thru	Rght	Other	App. Total	
17:00	25	33	6	0	64	52	106	16	0	174	7	15	52	0	74	4	123	9	0	136	448
17:15	18	22	3	0	43	41	118	17	0	176	4	21	45	0	70	10	164	4	0	178	467
17:30	30	24	1	0	55	38	116	10	0	164	2	17	30	0	49	5	139	7	0	151	419
17:45	8	40	4	0	52	31	97	10	0	138	5	19	35	0	59	5	118	2	0	125	374
Total	81	119	14	0	214	162	437	53	0	652	18	72	162	0	252	24	544	22	0	590	1708
Grand Total	508	773	146	2	1429	936	3900	434	1	5271	128	773	1459	0	2360	109	3331	105	1	3546	12606
Apprch %	35.5	54.1	10.2	0.1		17.8	74	8.2	0		5.4	32.8	61.8	0		3.1	93.9	3	0		
Total %	4	6.1	1.2	0	11.3	7.4	30.9	3.4	0	41.8	1	6.1	11.6	0	18.7	0.9	26.4	0.8	0	28.1	
Vehicles	484	726	144	2	1356	918	3746	423	1	5088	127	748	1409	0	2284	108	3205	104	1	3418	12146
% Vehicles	95.3	93.9	98.6	100	94.9	98.1	96.1	97.5	100	96.5	99.2	96.8	96.6	0	96.8	99.1	96.2	99	100	96.4	96.4
Trucks	24	47	2	0	73	18	154	11	0	183	1	25	50	0	76	1	126	1	0	128	460
% Trucks	4.7	6.1	1.4	0	5.1	1.9	3.9	2.5	0	3.5	0.8	3.2	3.4	0	3.2	0.9	3.8	1	0	3.6	3.6



Aliant Engineering Inc

TH-13/CSAH-21 at Franklin Trail
 Ref.Pt 085+00.265
 Aliant Engineering
 ****TURN MOVEMENT COUNT****

File Name : 504_TH 21 & Franklin Trail
 Site Code : 504
 Start Date : 1/5/2017
 Page No : 3



Aliant Engineering Inc

TH-13/CSAH-21 at Franklin Trail

Ref.Pt 085+00.265

Aliant Engineering

****TURN MOVEMENT COUNT****

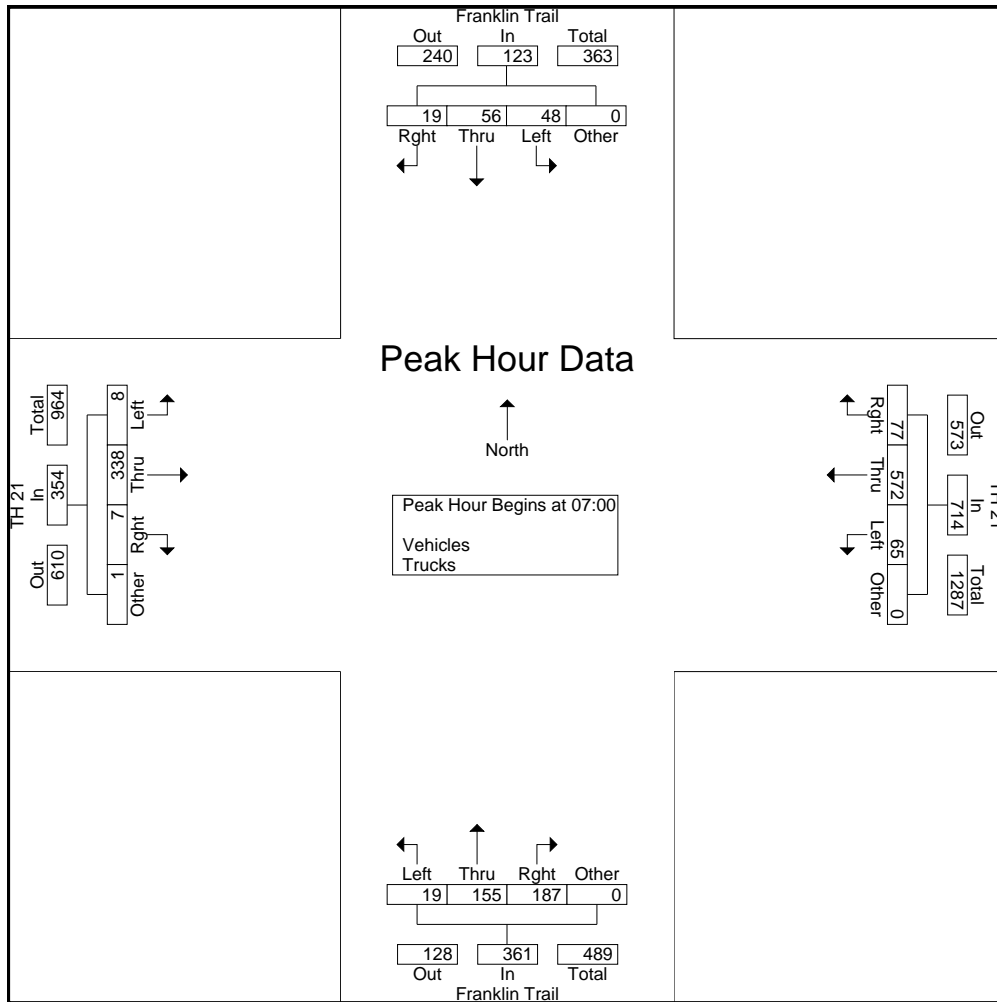
File Name : 504_TH 21 & Franklin Trail

Site Code : 504

Start Date : 1/5/2017

Page No : 4

Start Time	Franklin Trail Southbound					TH 21 Westbound					Franklin Trail Northbound					TH 21 Eastbound					Int. Total
	Left	Thru	Rght	Other	App. Total	Left	Thru	Rght	Other	App. Total	Left	Thru	Rght	Other	App. Total	Left	Thru	Rght	Other	App. Total	
Peak Hour Analysis From 06:00 to 11:45 - Peak 1 of 1																					
Peak Hour for Entire Intersection Begins at 07:00																					
07:00	15							28				54	52	0	108	1	79	3			
07:15	12	16	9	0	37	18	129	19	0	166	7	36	52	0	95	4	96	1	0	101	399
07:30	10	14	5	0	29	14	160														
07:45	11	15	4	0	30	25	146	20	0	191	5	30	42	0	77	3	86	2	1	92	390
Total Volume	48	56	19	0	123	65	572	77	0	714	19	155	187	0	361	8	338	7	1	354	1552
% App. Total	39	45.5	15.4	0		9.1	80.1	10.8	0		5.3	42.9	51.8	0		2.3	95.5	2	0.3		
PHF	.800	.875	.528	.000	.831	.650	.894	.688	.000	.935	.679	.718	.899	.000	.836	.500	.880	.583	.250	.876	.972



Aliant Engineering Inc

TH-13/CSAH-21 at Franklin Trail

Ref.Pt 085+00.265

Aliant Engineering

****TURN MOVEMENT COUNT****

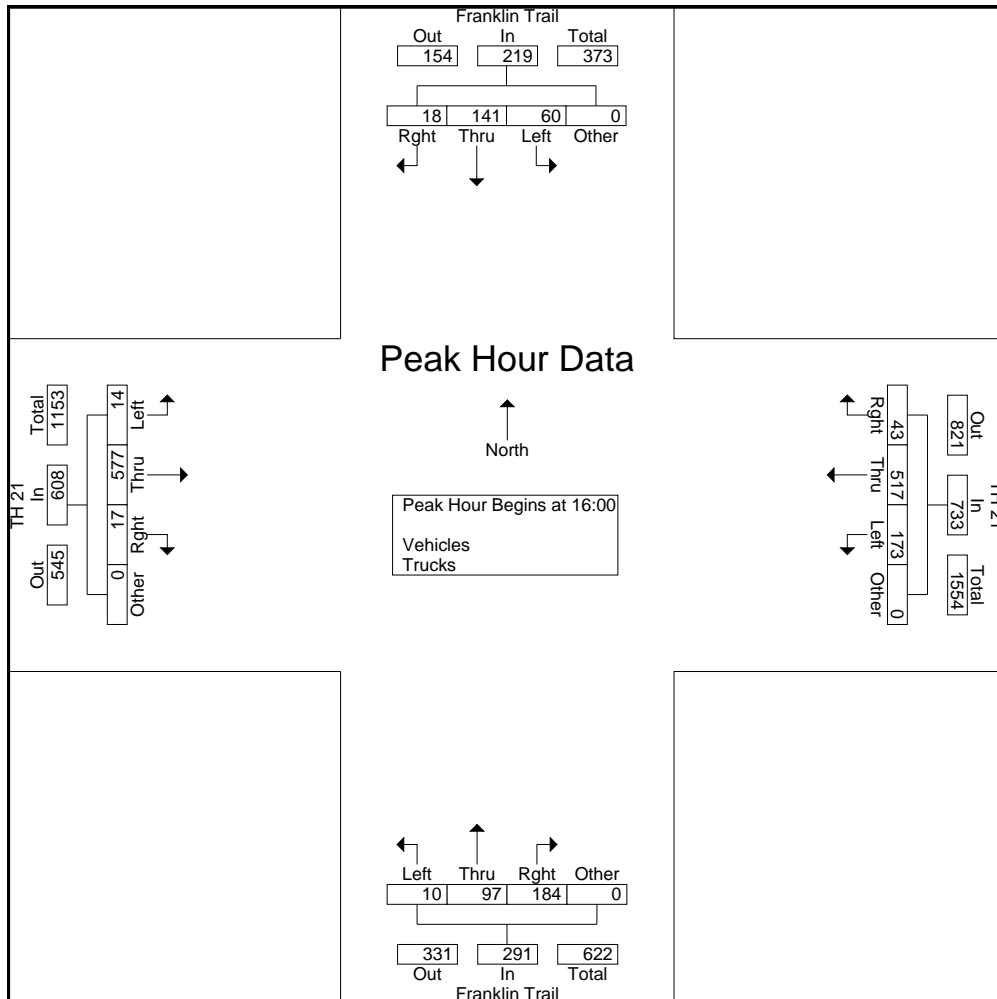
File Name : 504_TH 21 & Franklin Trail

Site Code : 504

Start Date : 1/5/2017

Page No : 5

Start Time	Franklin Trail Southbound					TH 21 Westbound					Franklin Trail Northbound					TH 21 Eastbound					Int. Total
	Left	Thru	Rght	Other	App. Total	Left	Thru	Rght	Other	App. Total	Left	Thru	Rght	Other	App. Total	Left	Thru	Rght	Other	App. Total	
Peak Hour Analysis From 12:00 to 17:45 - Peak 1 of 1																					
Peak Hour for Entire Intersection Begins at 16:00																					
16:00	12	35	2	0	49	38	124	11	0	173	2	20	47	0	69	3	151	3	0	157	448
16:15	21					48	135			194	6	35	57	0	98	4	138	4	0	146	493
16:30	12	43	7		62	44	135	13										6			
16:45	15	32	6	0	53	43	123	8	0	174	1	26	51	0	78	6	152	4	0	162	467
Total Volume	60	141	18	0	219	173	517	43	0	733	10	97	184	0	291	14	577	17	0	608	1851
% App. Total	27.4	64.4	8.2	0		23.6	70.5	5.9	0		3.4	33.3	63.2	0		2.3	94.9	2.8	0		
PHF	.714	.820	.643	.000	.883	.901	.957	.827	.000	.945	.417	.693	.807	.000	.742	.583	.949	.708	.000	.938	.939



Aliant Engineering Inc

TH-13/CSAH-21 at Franklin Trail
Ref.Pt 085+00.265
Aliant Engineering
****TURN MOVEMENT COUNT****

File Name : 504_TH 21 & Franklin Trail
Site Code : 504
Start Date : 1/5/2017
Page No : 6

