



Turning Movement Count

SRF Consulting Group

3701 Wayzata Blvd, Suite 100, Minneapolis, MN 55416

Intersection: TH 252 & 73rd Avenue

Date: 11/7/2024

Start Time	73rd Avenue EB					W Leg Peds	73rd Avenue WB					E Leg Peds	TH 252 NB					S Leg Peds	TH 252 SB					N Leg Peds	15 min Veh. Total	15 min Ped Total
	U	L	T	R			U	L	T	R			U	L	T	R			U	L	T	R				
6:00	-	-	-	8	-	-	2	-	2	-	-	-	156	-	-	-	1	519	2	-	690	-				
6:15	-	2	1	4	-	-	1	-	1	-	-	-	239	3	-	-	3	642	2	-	902	-				
6:30	-	5	-	9	-	-	1	2	9	-	-	1	286	-	-	-	2	894	2	-	1,211	-				
6:45	-	7	2	29	-	-	7	-	9	-	-	1	314	2	-	-	4	821	2	-	1,198	-				
7:00	-	8	-	19	-	-	8	1	11	-	-	8	312	1	1	-	3	851	5	-	1,227	1				
7:15	-	10	1	16	-	-	3	2	14	-	-	16	359	4	-	-	-	864	7	-	1,296	-				
7:30	-	6	-	33	-	-	12	3	3	-	-	13	363	-	1	-	4	863	5	-	1,305	1				
7:45	-	3	-	20	-	-	5	2	5	-	-	8	395	5	-	-	3	871	11	-	1,328	-				
8:00	-	8	1	23	-	-	5	1	11	-	1	9	345	2	-	-	1	749	6	-	1,162	-				
8:15	-	4	2	20	-	-	5	1	3	-	-	3	289	5	-	1	3	753	13	1	1,102	1				
8:30	-	6	2	8	-	-	9	-	5	-	-	5	302	2	-	-	1	703	8	-	1,051	-				
8:45	-	2	1	12	-	-	6	1	7	-	-	7	262	2	-	-	3	597	6	-	906	-				
9:00	-	2	-	14	-	-	8	1	5	-	1	4	256	1	-	-	2	509	12	-	815	-				
9:15	-	14	3	12	-	-	4	4	8	-	1	7	244	2	-	-	2	566	9	-	876	-				
9:30	-	8	1	17	-	-	10	1	7	-	-	1	267	3	-	-	3	553	8	-	879	-				
9:45	-	5	1	13	-	-	4	1	7	-	-	3	282	3	-	-	1	431	5	-	756	-				
10:00	-	3	-	6	-	-	3	1	8	-	-	4	247	3	-	-	3	430	6	-	714	-				
10:15	-	4	3	10	-	-	6	-	1	-	-	3	254	2	-	1	5	397	4	-	690	-				
10:30	-	1	1	11	-	-	6	-	-	-	-	10	287	3	-	-	4	468	3	-	794	-				
10:45	-	1	-	10	-	-	3	1	2	-	-	4	306	9	-	-	6	410	4	-	756	-				
11:00	-	4	1	15	-	-	1	1	4	-	-	8	301	4	-	-	1	399	6	-	745	-				
11:15	-	3	1	13	-	-	5	1	6	-	1	10	309	3	-	-	2	412	5	-	771	-				
11:30	-	6	-	7	-	-	5	1	7	-	-	1	10	334	1	-	-	2	403	4	-	781	-			
11:45	-	3	-	3	-	-	3	-	4	-	-	5	322	3	-	-	4	384	3	-	734	-				
12:00	-	5	-	8	-	-	-	-	4	-	1	6	325	3	-	-	5	368	3	-	728	-				
12:15	-	5	-	4	-	-	4	1	-	-	-	7	370	5	-	-	3	360	5	-	764	-				
12:30	-	8	1	8	-	-	3	-	4	-	1	7	390	5	-	-	2	370	5	-	804	-				
12:45	-	5	1	10	-	-	1	-	5	-	-	10	373	6	-	-	3	398	3	-	815	-				
13:00	-	9	1	9	-	-	1	1	11	-	-	13	385	4	-	-	4	356	13	-	807	-				
13:15	-	5	-	13	-	-	5	2	8	1	-	14	416	3	1	-	4	431	4	-	905	2				
13:30	-	3	-	19	-	-	4	-	4	-	-	9	468	10	-	-	4	412	3	-	936	-				
13:45	-	4	2	16	-	-	3	1	8	-	1	10	481	6	-	-	4	381	3	-	920	-				
14:00	-	4	1	16	-	-	3	2	6	-	-	14	556	5	-	1	5	421	5	-	1,039	-				
14:15	-	7	2	3	-	-	3	1	3	-	1	12	651	6	-	-	6	468	12	-	1,175	-				
14:30	-	8	1	15	-	-	5	1	7	-	-	15	658	6	1	-	11	411	9	-	1,147	1				
14:45	-	12	1	8	-	-	5	1	9	-	-	23	644	6	-	-	5	448	5	-	1,167	-				
15:00	-	7	1	15	-	-	4	2	9	-	1	10	783	8	1	-	4	439	4	-	1,287	1				
15:15	-	7	1	16	-	-	7	6	8	-	-	23	719	10	-	-	10	449	7	-	1,263	-				
15:30	-	9	3	9	-	-	7	1	6	1	-	13	849	8	1	-	4	435	9	-	1,353	2				
15:45	-	13	2	14	-	-	3	3	11	1	-	23	744	8	1	1	7	467	10	-	1,306	2				
16:00	-	21	8	9	-	-	4	1	6	-	-	28	785	4	-	-	4	421	13	-	1,304	-				
16:15	-	22	3	15	-	-	2	4	6	-	-	30	823	11	-	-	14	520	10	-	1,460	-				
16:30	-	14	3	15	-	-	3	-	13	-	-	23	800	2	-	-	5	503	8	-	1,389	-				
16:45	-	14	3	11	-	-	1	-	4	-	-	20	745	3	-	-	6	468	2	-	1,277	-				
17:00	-	9	4	15	-	-	6	3	8	3	-	21	682	10	2	-	6	452	5	1	1,221	6				
17:15	-	14	3	21	-	-	1	1	5	-	1	21	704	10	-	-	5	487	7	-	1,280	-				
17:30	-	5	-	16	-	-	2	-	1	2	-	17	690	2	2	-	7	478	9	-	1,227	4				
17:45	-	9	-	14	-	-	6	-	3	-	1	25	611	10	1	-	7	483	10	-	1,179	1				
18:00	-	4	1	18	-	-	6	2	7	-	-	8	658	10	-	-	5	459	9	-	1,187	-				
18:15	-	8	2	17	-	-	8	-	8	-	-	18	520	7	-	-	7	436	6	-	1,037	-				
18:30	-	4	-	16	-	-	5	1	6	-	-	24	463	10	-	-	4	386	4	-	923	-				
18:45	-	4	2	7	-	-	4	-	4	-	-	7	423	15	-	-	1	338	8	-	813	-				
Total	-	354	67	689	-	-	228	59	313	8	12	595	23,747	256	12	4	215	26,534	329	2	53,402	22				
Trucks	-	8%	10%	1%			3%	14%	9%			2%	2%	5%			8%	2%	9%		2%					



Turning Movement Count

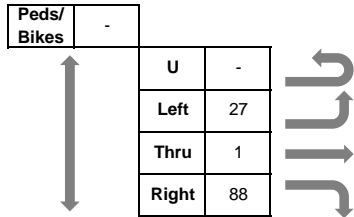
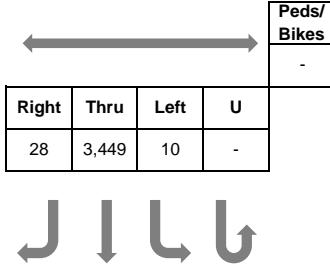
SRF Consulting Group

3701 Wayzata Blvd, Suite 100, Minneapolis, MN 55416

Intersection: TH 252 & 73rd Avenue

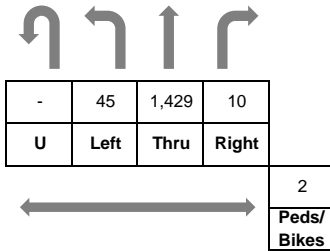
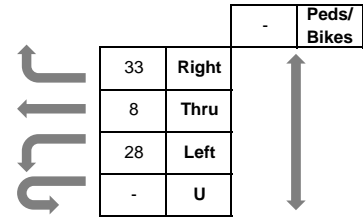
Date: 11/7/2024

Start Time	73rd Avenue EB					W Leg Peds	73rd Avenue WB				E Leg Peds	TH 252 NB				S Leg Peds	TH 252 SB				N Leg Peds	15 min Veh. Total	15 min Ped Total
	U	L	T	R	U		L	T	R	U		L	T	R	U		L	T	R				
7:00	-	8	-	19	-	-	8	1	11	-	-	8	312	1	1	-	3	851	5	-	1,227	1	
7:15	-	10	1	16	-	-	3	2	14	-	-	16	359	4	-	-	-	864	7	-	1,296	-	
7:30	-	6	-	33	-	-	12	3	3	-	-	13	363	-	1	-	4	863	5	-	1,305	1	
7:45	-	3	-	20	-	-	5	2	5	-	-	8	395	5	-	-	3	871	11	-	1,328	-	
Total	-	27	1	88	-	-	28	8	33	-	-	45	1,429	10	2	-	10	3,449	28	-	5,156	2	
PHF	-	0.68	0.25	0.67	-	-	0.58	0.67	0.59	-	-	0.70	0.90	0.50	-	-	0.63	0.99	0.64	-	0.97	-	
Trucks	-	7%	-	-	-	-	4%	-	18%	-	-	2%	4%	20%	-	-	20%	2%	11%	-	2%	-	



AM Peak Hour
7:00 to 8:00

Total Vehicles: 5,156





Turning Movement Count

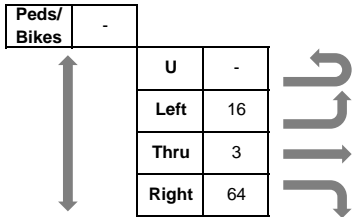
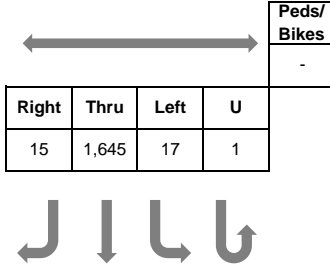
SRF Consulting Group

3701 Wayzata Blvd, Suite 100, Minneapolis, MN 55416

Intersection: TH 252 & 73rd Avenue

Date: 11/7/2024

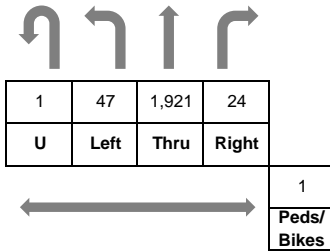
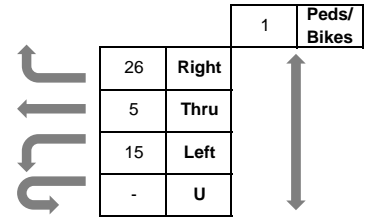
Start Time	73rd Avenue EB					W Leg Peds	73rd Avenue WB					E Leg Peds	TH 252 NB					S Leg Peds	TH 252 SB					N Leg Peds	15 min Veh. Total	15 min Ped Total
	U	L	T	R			U	L	T	R			U	L	T	R			U	L	T	R				
13:15	-	5	-	13	-	-	5	2	8	1	-	14	416	3	1	-	4	431	4	-	905	2				
13:30	-	3	-	19	-	-	4	-	4	-	-	9	468	10	-	-	4	412	3	-	936	-				
13:45	-	4	2	16	-	-	3	1	8	-	1	10	481	6	-	-	4	381	3	-	920	-				
14:00	-	4	1	16	-	-	3	2	6	-	-	14	556	5	-	1	5	421	5	-	1,039	-				
Total	-	16	3	64	-	-	15	5	26	1	1	47	1,921	24	1	1	17	1,645	15	-	3,800	2				
PHF	-	0.80	0.38	0.84	-	-	0.75	0.63	0.81	-	0.25	0.84	0.86	0.60	-	0.25	0.85	0.95	0.75	-	0.91	-				
Trucks	-	13%	33%	3%	-	-	-	20%	12%	-	-	4%	2%	-	-	-	-	3%	-	-	3%	-				



Midday Peak Hour

13:15 to 14:15

Total Vehicles: 3,800





Turning Movement Count

SRF Consulting Group

3701 Wayzata Blvd, Suite 100, Minneapolis, MN 55416

Intersection: TH 252 & 73rd Avenue

Date: 11/7/2024

Start Time	73rd Avenue EB					W Leg Peds	73rd Avenue WB					E Leg Peds	TH 252 NB					S Leg Peds	TH 252 SB					N Leg Peds	15 min Veh. Total	15 min Ped Total
	U	L	T	R	U		L	T	R	U	L		T	R	U	L	T		R	U	L	T	R			
15:45	-	13	2	14	-	-	3	3	11	1	-	23	744	8	1	1	7	467	10	-	1,306	2				
16:00	-	21	8	9	-	-	4	1	6	-	-	28	785	4	-	-	4	421	13	-	1,304	-				
16:15	-	22	3	15	-	-	2	4	6	-	-	30	823	11	-	-	14	520	10	-	1,460	-				
16:30	-	14	3	15	-	-	3	-	13	-	-	23	800	2	-	-	5	503	8	-	1,389	-				
Total	-	70	16	53	-	-	12	8	36	1	-	104	3,152	25	1	1	30	1,911	41	-	5,459	2				
PHF	-	0.80	0.50	0.88	-	-	0.75	0.50	0.69	-	-	0.87	0.96	0.57	-	-	0.25	0.54	0.92	0.79	-	0.93	-			
Trucks	-	6%	6%	2%	-	-	17%	13%	8%	-	-	1%	4%	-	-	-	7%	2%	7%	-	-	2%	-			

