

MINNESOTA DEPARTMENT of TRANSPORTATION

Metro District Traffic Engineering

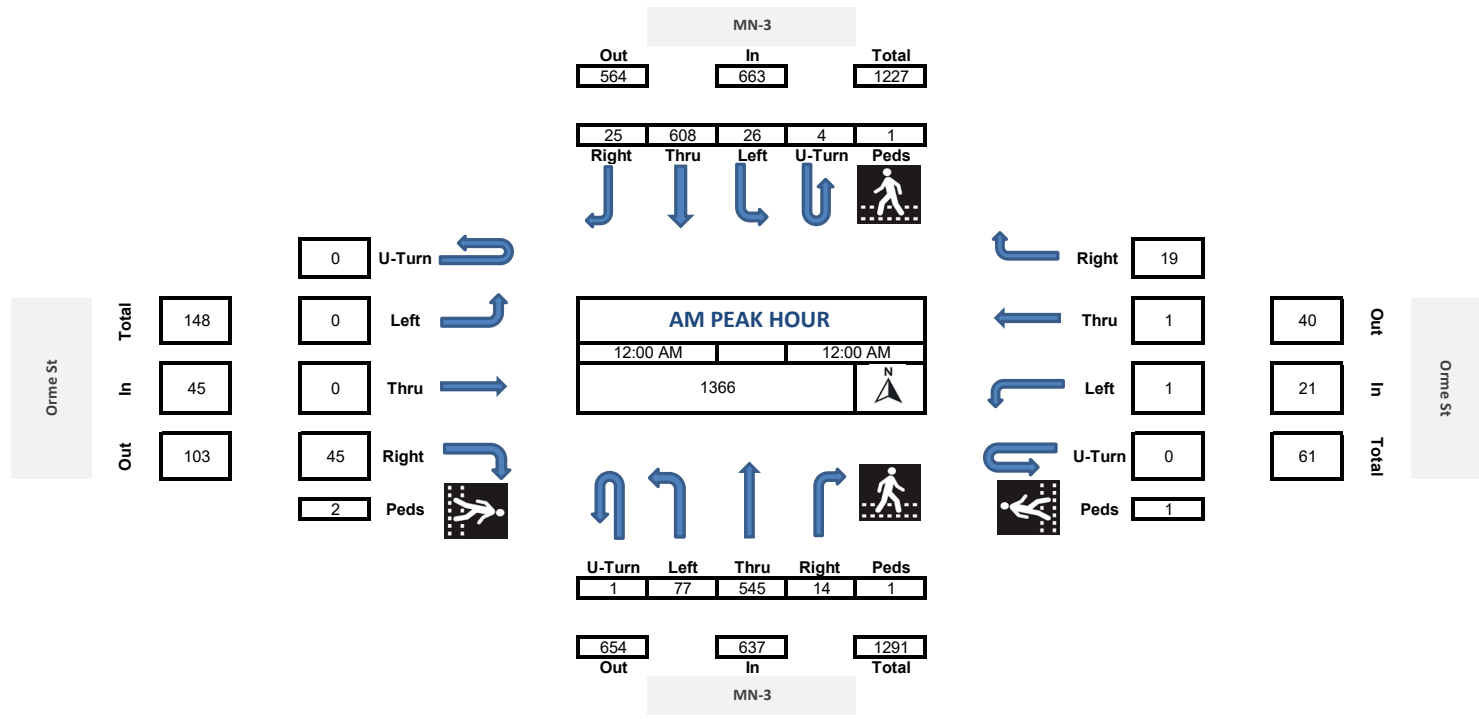
Program Support

METRO TRAFFIC DATA COLLECTION UNIT

TURN MOVEMENT COUNTS






Intersection: MN3 at Orme St_2024																												
City: West St Paul																												
County:																												
Ref.Pt.:																												
Start Date: 1/23/2024																												
Road Name	Direction	MN-3 South Bound						Orme St West Bound						MN-3 North Bound						Orme St East Bound						Int. Total	Peds Total	
Start Time		U Turns	Left Turns	Straight Through	Right Turns	EB Ped Crossings	WB Ped Crossings	U Turns	Left Turns	Straight Through	Right Turns	NB Ped Crossings	SB Ped Crossings	U Turns	Left Turns	Straight Through	Right Turns	EB Ped Crossings	WB Ped Crossings	U Turns	Left Turns	Straight Through	Right Turns	NB Ped Crossings	SB Ped Crossings			
6:00 AM		0	1	33	2	0	0	0	0	0	0	0	0	0	5	33	0	0	0	0	0	0	0	3	0	0	77	0
6:15 AM		0	2	43	1	0	0	0	0	0	0	0	0	0	2	43	0	0	0	0	0	0	0	2	0	0	93	0
6:30 AM		0	0	42	2	0	0	0	0	0	2	0	0	0	2	49	0	0	0	0	0	1	0	5	0	0	103	0
6:45 AM		0	0	46	4	0	0	0	0	0	0	0	0	0	6	68	2	0	0	0	0	1	0	6	0	0	133	0
Hourly Total		0	3	164	9	0	0	0	0	0	2	0	0	0	15	193	2	0	0	0	0	2	0	16	0	0	406	0
7:00 AM		0	0	63	7	0	0	0	0	0	2	0	1	0	5	73	1	0	0	0	0	0	0	2	0	0	153	1
7:15 AM		0	1	77	1	0	0	0	0	0	0	0	0	0	11	67	2	0	0	0	0	0	0	6	0	0	165	0
7:30 AM		0	2	101	5	0	1	0	0	0	3	1	0	0	8	103	2	0	0	1	0	0	0	9	0	0	233	2
7:45 AM		0	2	90	5	0	0	0	0	0	2	0	0	0	11	113	4	0	0	1	0	0	10	0	0	237	1	
Hourly Total		0	5	331	18	0	1	0	0	0	7	1	1	0	35	356	9	0	0	2	0	0	0	27	0	0	788	4
8:00 AM		1	1	95	8	0	0	0	0	0	1	0	0	1	9	104	1	0	0	0	0	0	0	11	0	0	232	0
8:15 AM		0	1	113	3	1	1	0	0	0	0	0	0	1	9	113	3	0	0	0	0	0	0	6	0	1	249	2
8:30 AM		0	1	105	3	0	0	0	0	0	2	1	0	0	11	111	1	0	0	0	0	0	0	8	0	1	242	1
8:45 AM		0	5	71	7	0	0	0	1	0	5	1	0	0	9	92	2	0	0	0	0	0	0	1	1	0	193	0
Hourly Total		1	8	384	21	1	1	0	1	0	8	2	0	2	38	420	7	0	0	0	0	0	0	26	1	2	916	3
9:00 AM		0	3	86	7	0	0	0	0	0	2	0	0	0	14	80	2	0	0	0	0	0	0	10	0	0	204	0
9:15 AM		0	1	104	7	0	0	0	0	0	4	0	0	1	15	87	4	1	0	0	0	1	0	5	0	0	229	0
9:30 AM		0	1	98	4	0	0	0	0	0	3	0	0	0	17	89	0	0	0	0	0	0	0	10	0	0	222	0
9:45 AM		0	2	106	6	0	0	0	0	0	2	0	0	0	14	102	5	0	0	0	0	0	0	10	0	1	247	1
Hourly Total		0	7	394	24	0	0	0	0	0	11	0	0	1	60	358	11	1	0	0	0	1	0	35	0	1	902	1
10:00 AM		0	1	109	8	0	0	0	0	0	3	0	0	3	15	112	4	0	0	0	0	0	0	9	0	0	264	0
10:15 AM		0	2	102	4	0	0	0	0	0	3	0	0	1	14	120	2	0	0	0	0	0	0	9	0	0	257	0
10:30 AM		0	3	105	4	0	1	0	1	0	3	0	0	1	19	111	3	0	0	0	0	0	0	11	0	1	261	2
10:45 AM		0	6	125	9	0	0	0	0	0	8	0	1	1	12	113	3	0	0	0	0	0	0	9	0	0	286	1
Hourly Total		0	12	441	25	0	1	0	1	0	17	0	1	6	60	456	12	0	0	0	0	0	0	38	0	1	1068	3
11:00 AM		1	2	125	7	0	0	0	0	0	1	0	0	2	15	113	1	0	0	0	0	0	0	12	0	0	279	0
11:15 AM		0	3	129	7	0	0	0	0	0	2	0	0	1	26	93	2	0	0	0	0	0	0	16	0	0	279	0
11:30 AM		0	3	141	4	0	0	0	0	0	2	0	0	1	14	134	3	0	0	0	0	0	1	11	0	0	314	0
11:45 AM		2	11	165	7	0	0	0	0	0	1	5	0	0	24	142	3	0	0	0	0	0	0	10	1	0	370	0
Hourly Total		3	19	560	25	0	0	0	0	1	10	0	0	4	79	482	9	0	0	0	0	0	1	49	1	0	1242	0
12:00 PM		1	5	162	10	0	0	0	1	0	4	0	0	1	18	111	3	0	0	0	0	0	0	14	0	0	330	0
12:15 PM		0	4	146	4	1	0	0	0	0	6	0	0	0	17	153	3	0	0	0	0	0	0	11	0	0	344	0
12:30 PM		1	6	135	4	0	0	0	0	0	4	1	0	0	18	139	5	1	0	0	0	0	0	10	1	0	322	0
12:45 PM		1	5	144	10	2	0	0	0	0	4	0	1	2	23	166	2	1	0	0	0	0	0	7	1	0	364	1
Hourly Total		3	20	587	28	3	0	0	1	0	18	1	1	3	76	569	13	2	0	0	0	0	0	42	2	0	1360	1
1:00 PM		0	4	142	9	0	0	0	0	0	7	0	0	1	23	140	6	0	0	0	0	0	0	16	1	0	348	0
1:15 PM		0	6	107	5	0	0	0	0	0	3	0	0	2	20	138	7	0	0	0	0	0	0	16	0	0	304	0
1:30 PM		0	5	124	6	2	0	0	0	0	4	2	2	1	17	136	1	0	0	0	0	0	0	16	0	0	310	2
1:45 PM		0	4	159	5	0	0	0	0	0	3	0	1	0	22	138	2	0	0	1	0	0	0	12	0	0	345	2
Hourly Total		0	19	532	25	2	0	0	0	0	17	2	3	4	82	552	16	0	0	1	0	0	0	60	1	0	1307	4
2:00 PM		0	0	117	7	0	0	0	0	0	4	0	0	2	22	134	4	0	0	0	0	0	0	16	1	0	306	0
2:15 PM		0	7	142	9	0	0	0	0	0	6	0	0	3	18	159	4	0	0	0	0	0	0	6	1	1	354	1
2:30 PM		0	1	147	4	0	0	0	0	0	4	0	0	1	22	168	3	0	0	0	0	0	0	19	1	0	369	0
2:45 PM		0	4	138	4	0	0	0	0	0	6	0	0	0	23	156	1	0	0	1	0	0	0	14	1	2	346	3
Hourly Total		0	12	544	24	0	0	0	0	0	20	0	0	6	85	617	12	0	0	1	0	0	0	55	4	3	1375	4
3:00 PM		1	3	139	6	0	0	0	0	0	4	0	0	0	27	185	3	0	0	0	0	0	0	15	0	0	383	0

3:15 PM	0	8	152	8	0	0	0	0	3	0	1	2	10	172	7	0	0	0	0	8	0	0	370	1		
3:30 PM	0	3	157	6	1	0	0	0	0	5	0	0	0	33	162	2	0	0	0	22	0	0	390	0		
3:45 PM	1	7	159	9	0	0	0	0	0	3	0	0	1	25	152	4	0	0	0	15	0	0	376	0		
Hourly Total	2	21	607	29	1	0	0	0	0	15	0	1	3	95	671	16	0	0	0	60	0	0	1519	1		
4:00 PM	1	7	157	7	0	0	0	0	0	10	0	3	0	14	157	1	0	1	0	13	0	0	367	4		
4:15 PM	1	1	176	9	0	0	0	0	0	6	0	1	1	19	159	5	1	0	0	14	1	0	392	1		
4:30 PM	1	2	182	7	1	0	0	0	1	6	0	0	0	23	158	1	1	0	0	20	0	0	401	0		
4:45 PM	0	3	169	10	0	2	0	0	0	1	0	1	0	25	174	4	0	0	0	9	0	0	395	3		
Hourly Total	3	13	684	33	1	2	0	1	0	23	0	5	1	81	648	11	2	1	0	56	1	0	1555	8		
5:00 PM	0	5	158	7	2	0	0	0	0	2	1	1	1	25	169	5	0	0	0	19	2	0	391	1		
5:15 PM	1	1	192	7	0	1	0	0	0	6	2	0	0	18	186	4	0	0	0	23	0	1	438	2		
5:30 PM	0	4	156	5	0	0	0	0	0	8	0	0	1	16	173	7	0	0	0	15	0	0	385	0		
5:45 PM	0	4	160	3	0	0	0	0	0	2	0	0	0	16	178	2	0	0	0	8	0	0	374	0		
Hourly Total	1	14	666	22	2	1	0	0	0	18	3	1	2	75	706	18	0	0	0	65	2	1	1588	3		
TOTAL	13	153	5894	283	10	6	0	4	1	166	9	13	32	781	6028	136	5	5	0	3	3	529	12	8	14026	68
Cars+	13	153	5789	277			0	4	1	163			32	771	5902	130			0	3	3	498				
Trucks	0	0	105	6			0	0	0	3			0	10	126	6			0	0	0	31				287
% Trucks	0.0	0.0	1.8	2.1			0.0	0.0	0.0	1.8			0.0	1.3	2.1	4.4			0.0	0.0	0.0	5.9				2.0
		1.7						1.8						2.0						5.8						2.0









Orme St






Total	193
In	71
Out	122

0	U-Turn	
0	Left	
0	Thru	
71	Right	
3	Peds	






MN-3		
Out	In	Total
702	745	1447

31	701	11	2	6
Right	Thru	Left	U-Turn	Peds
				

PM PEAK HOUR		
4:30 PM		5:30 PM
1625		
		

				
U-Turn	Left	Thru	Right	Peds
1	91	687	14	1

773	793	1566
Out	In	Total
MN-3		

	Right	15
	Thru	0
	Left	1
	U-Turn	0
	Peds	5

Out	25
In	16
Total	41

Orme St