



Turning Movement Count

SRF Consulting Group

3701 Wayzata Blvd, Suite 100, Minneapolis, MN 55416

Intersection: TH 47 & I-694 South Ramp

Date: 10/23/2024

Start Time	I-694 South Ramp EB					W Leg Peds	I-694 South Ramp WB					E Leg Peds	TH 47 NB				S Leg Peds	TH 47 SB				N Leg Peds	15 min Veh. Total	15 min Ped Total
	U	L	T	R	U		L	T	R	U	L		T	R	U	L		T	R					
6:00	-	48	-	62	-	-	-	-	-	1	-	-	90	37	-	-	32	115	-	-	384	1		
6:15	-	87	-	86	-	-	-	-	-	-	-	-	106	46	-	-	56	110	-	-	491	-		
6:30	-	65	-	65	-	-	-	-	-	-	-	-	156	65	-	-	56	155	-	-	562	-		
6:45	-	110	-	122	-	-	-	-	-	-	-	-	140	67	-	-	53	128	-	-	620	-		
7:00	-	123	-	108	-	-	-	-	-	-	-	-	141	63	-	-	37	137	-	-	609	-		
7:15	-	126	-	110	-	-	-	-	-	-	-	-	185	74	-	1	49	144	-	-	689	-		
7:30	-	131	2	113	-	-	-	-	-	-	-	-	243	75	-	-	52	154	-	-	770	-		
7:45	-	182	1	107	-	-	-	-	-	-	-	-	233	63	-	1	59	174	-	-	820	-		
8:00	-	152	-	95	-	-	-	-	-	-	-	-	172	50	-	2	61	153	-	-	685	-		
8:15	-	137	-	99	-	-	-	-	-	-	-	-	180	48	-	-	54	138	-	-	656	-		
8:30	-	121	1	116	-	-	-	-	-	-	-	-	183	55	-	-	63	112	-	-	651	-		
8:45	-	121	1	117	-	-	-	-	-	-	-	-	149	48	-	-	52	105	-	-	593	-		
9:00	-	136	2	72	-	-	-	-	-	-	-	-	116	53	-	-	59	106	-	-	544	-		
9:15	-	97	-	99	-	-	-	-	-	-	-	-	137	52	-	1	58	104	-	-	548	-		
9:30	-	125	2	86	-	-	-	-	-	-	-	-	136	48	-	1	45	100	-	-	543	-		
9:45	-	127	-	79	-	-	-	-	-	-	-	-	126	53	-	-	61	83	-	-	529	-		
10:00	-	99	-	79	-	-	-	-	-	-	-	-	123	47	-	-	41	90	-	-	479	-		
10:15	-	123	-	79	-	-	-	-	-	-	-	-	111	32	-	2	51	84	-	-	482	-		
10:30	-	99	2	78	-	-	-	-	-	-	-	-	121	39	-	1	47	100	-	-	487	-		
10:45	-	116	-	76	-	-	-	-	-	-	-	-	124	35	-	2	66	98	-	-	517	-		
11:00	-	116	-	93	-	-	-	-	-	-	-	-	104	42	-	1	54	108	-	-	518	-		
11:15	-	126	4	74	-	-	-	-	-	-	-	-	135	46	-	1	50	103	-	-	539	-		
11:30	-	134	-	85	-	-	-	-	-	-	-	-	127	43	-	-	46	97	-	-	532	-		
11:45	-	133	3	104	-	-	-	-	-	-	-	-	145	46	-	1	68	127	-	-	627	-		
12:00	-	146	-	84	1	-	-	-	-	-	-	-	136	46	-	-	75	133	-	-	620	1		
12:15	-	141	2	106	-	-	-	-	-	-	-	-	131	57	-	-	83	124	-	-	644	-		
12:30	-	121	1	100	-	-	-	-	-	-	-	-	145	52	-	-	67	118	-	-	604	-		
12:45	-	124	2	86	-	-	-	-	-	-	-	-	178	46	-	-	67	113	-	-	616	-		
13:00	-	143	1	103	-	-	-	-	-	-	-	-	158	57	-	1	68	113	-	-	644	-		
13:15	-	165	-	113	-	-	-	-	-	-	-	-	152	53	-	-	58	102	-	-	643	-		
13:30	-	151	1	104	-	-	-	-	-	-	-	-	172	72	-	1	66	120	-	-	687	-		
13:45	-	154	1	101	-	-	-	-	-	-	-	-	140	50	-	-	81	131	-	-	658	-		
14:00	-	156	-	135	-	-	-	-	-	-	-	-	157	61	-	1	89	138	-	-	737	-		
14:15	-	160	2	136	-	-	-	-	-	-	-	-	195	65	-	-	65	152	-	-	775	-		
14:30	-	187	2	125	-	-	-	-	-	-	-	-	198	82	-	-	82	136	-	-	812	-		
14:45	-	186	-	122	-	-	-	-	-	-	-	-	183	60	-	-	80	133	-	-	764	-		
15:00	-	146	1	120	-	-	-	-	-	-	-	-	221	101	-	-	66	142	-	-	797	-		
15:15	-	165	-	149	-	-	-	-	-	-	-	-	214	69	-	-	55	155	-	-	807	-		
15:30	-	162	1	138	-	-	-	-	-	-	-	-	241	89	-	1	74	163	-	-	869	-		
15:45	-	193	1	160	-	-	-	-	-	-	-	-	214	75	-	2	64	151	-	-	860	-		
16:00	-	170	-	120	-	-	-	-	-	-	-	-	209	78	-	-	54	136	-	-	767	-		
16:15	-	143	-	142	-	-	-	-	-	-	-	-	282	72	-	1	51	155	-	-	846	-		
16:30	-	192	1	142	-	-	-	-	-	-	-	-	292	66	-	-	49	177	-	-	919	-		
16:45	-	171	1	123	-	-	-	-	-	-	-	-	244	42	-	1	59	188	-	-	829	-		
17:00	-	152	-	138	-	-	-	-	-	-	-	-	226	54	-	-	56	132	-	-	758	-		
17:15	-	183	-	151	-	-	-	-	-	-	-	-	245	47	-	-	47	158	-	-	831	-		
17:30	-	176	2	161	-	-	-	-	-	-	-	-	243	44	-	-	48	137	-	-	811	-		
17:45	-	178	-	136	-	-	-	-	-	-	-	-	161	45	-	-	39	125	-	-	684	-		
18:00	-	171	1	152	-	-	-	-	-	-	-	-	191	45	-	-	56	158	-	-	774	-		
18:15	-	174	4	180	-	-	-	-	-	-	-	-	159	32	-	-	48	141	-	-	738	-		
18:30	-	168	1	150	-	-	-	-	-	-	-	-	159	45	-	-	39	151	-	-	713	-		
18:45	-	186	3	119	-	-	-	-	-	-	-	-	164	34	-	3	56	126	-	-	691	-		
Total	-	7,398	46	5,800	1	-	-	-	-	1	-	-	8,893	2,866	-	25	3,012	6,733	-	-	34,773	2		
Trucks	-	4%	-	6%		-	-	-	-		-	-	4%	9%		4%	8%	6%	-	-	5%			



Turning Movement Count

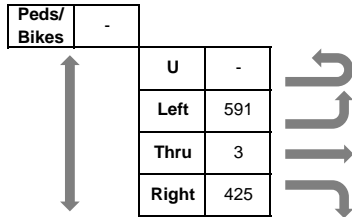
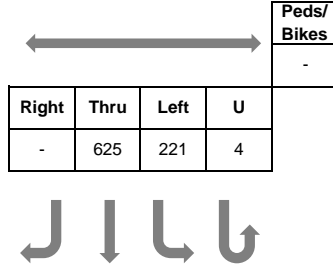
SRF Consulting Group

3701 Wayzata Blvd, Suite 100, Minneapolis, MN 55416

Intersection: TH 47 & I-694 South Ramp

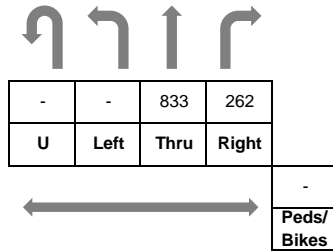
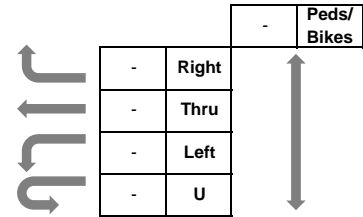
Date: 10/23/2024

Start Time	I-694 South Ramp EB					W Leg Peds	I-694 South Ramp WB					E Leg Peds	TH 47 NB				S Leg Peds	TH 47 SB				N Leg Peds	15 min Veh. Total	15 min Ped Total
	U	L	T	R	U		L	T	R	U	L		T	R	U	L		T	R					
7:15	-	126	-	110	-	-	-	-	-	-	-	-	-	185	74	-	1	49	144	-	-	689	-	
7:30	-	131	2	113	-	-	-	-	-	-	-	-	-	243	75	-	-	52	154	-	-	770	-	
7:45	-	182	1	107	-	-	-	-	-	-	-	-	-	233	63	-	1	59	174	-	-	820	-	
8:00	-	152	-	95	-	-	-	-	-	-	-	-	-	172	50	-	2	61	153	-	-	685	-	
Total	-	591	3	425	-	-	-	-	-	-	-	-	-	833	262	-	4	221	625	-	-	2,964	-	
PHF	-	0.81	0.38	0.94	-	-	-	-	-	-	-	-	-	0.86	0.87	-	0.50	0.91	0.90	-	-	0.90	-	
Trucks	-	5%	-	4%	-	-	-	-	-	-	-	-	-	3%	8%	-	25%	6%	4%	-	-	4%	-	



AM Peak Hour
7:15 to 8:15

Total Vehicles: 2,964





Turning Movement Count

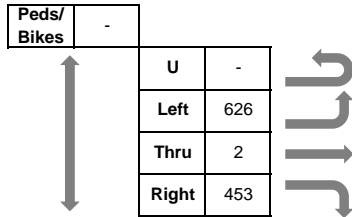
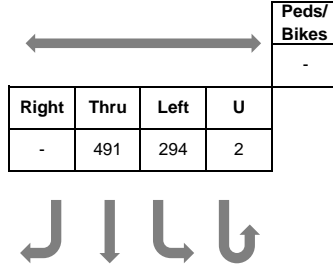
SRF Consulting Group

3701 Wayzata Blvd, Suite 100, Minneapolis, MN 55416

Intersection: TH 47 & I-694 South Ramp

Date: 10/23/2024

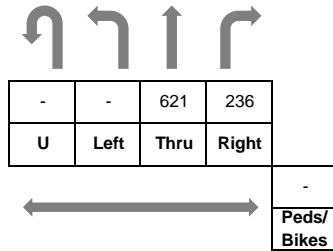
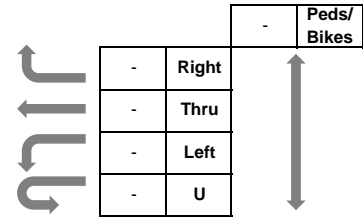
Start Time	I-694 South Ramp EB					W Leg Peds	I-694 South Ramp WB					E Leg Peds	TH 47 NB				S Leg Peds	TH 47 SB				N Leg Peds	15 min Veh. Total	15 min Ped Total
	U	L	T	R	U		L	T	R	U	L		T	R	U	L		T	R					
13:15	-	165	-	113	-	-	-	-	-	-	-	-	-	152	53	-	-	58	102	-	-	643	-	
13:30	-	151	1	104	-	-	-	-	-	-	-	-	-	172	72	-	1	66	120	-	-	687	-	
13:45	-	154	1	101	-	-	-	-	-	-	-	-	-	140	50	-	-	81	131	-	-	658	-	
14:00	-	156	-	135	-	-	-	-	-	-	-	-	-	157	61	-	1	89	138	-	-	737	-	
Total	-	626	2	453	-	-	-	-	-	-	-	-	-	621	236	-	2	294	491	-	-	2,725	-	
PHF	-	0.95	0.50	0.84	-	-	-	-	-	-	-	-	-	0.90	0.82	-	0.50	0.83	0.89	-	-	0.92	-	
Trucks	-	4%	-	8%	-	-	-	-	-	-	-	-	-	5%	12%	-	-	7%	8%	-	-	7%	-	



Midday Peak Hour

13:15 to 14:15

Total Vehicles: 2,725





Turning Movement Count

SRF Consulting Group

3701 Wayzata Blvd, Suite 100, Minneapolis, MN 55416

Intersection: TH 47 & I-694 South Ramp

Date: 10/23/2024

Start Time	I-694 South Ramp EB					W Leg Peds	I-694 South Ramp WB					E Leg Peds	TH 47 NB				S Leg Peds	TH 47 SB				N Leg Peds	15 min Veh. Total	15 min Ped Total
	U	L	T	R	U		L	T	R	U	L		T	R	U	L		T	R					
15:45	-	193	1	160	-	-	-	-	-	-	-	-	-	214	75	-	2	64	151	-	-	860	-	
16:00	-	170	-	120	-	-	-	-	-	-	-	-	-	209	78	-	-	54	136	-	-	767	-	
16:15	-	143	-	142	-	-	-	-	-	-	-	-	-	282	72	-	1	51	155	-	-	846	-	
16:30	-	192	1	142	-	-	-	-	-	-	-	-	-	292	66	-	-	49	177	-	-	919	-	
Total	-	698	2	564	-	-	-	-	-	-	-	-	-	997	291	-	3	218	619	-	-	3,392	-	
PHF	-	0.90	0.50	0.88	-	-	-	-	-	-	-	-	-	0.85	0.93	-	0.38	0.85	0.87	-	-	0.92	-	
Trucks	-	1%	-	4%	-	-	-	-	-	-	-	-	-	2%	3%	-	-	4%	3%	-	-	3%	-	

