



# Turning Movement Count

SRF Consulting Group

3701 Wayzata Blvd, Suite 100, Minneapolis, MN 55416

Intersection: TH 5 & Audobon Road

Date: 9/25/2024

Start Time	TH 5					TH 5					Audobon Road					Audobon Road					15 min Veh. Total	15 min Ped Total
	EB		W Leg Peds	WB		E Leg Peds	NB		S Leg Peds	SB		N Leg Peds	U	L	T	R	U	L	T	R		
U	L	T		R	U		L	T		R	U										L	T
6:00	-	-	110	6	-	-	19	58	-	-	-	-	1	9	-	-	4	1	-	-	208	-
6:15	-	-	177	11	1	-	28	61	-	-	-	4	-	12	-	-	2	1	-	-	296	1
6:30	-	-	224	9	-	-	24	116	-	-	-	3	-	9	1	-	9	5	-	-	399	1
6:45	-	-	236	23	-	-	21	127	2	-	1	5	2	8	-	-	4	7	-	-	436	-
7:00	-	-	292	21	-	-	18	121	-	-	-	5	2	23	-	-	6	2	-	-	490	-
7:15	-	1	293	20	1	1	16	146	2	-	-	7	8	17	-	-	2	2	2	-	517	1
7:30	-	1	293	17	-	2	22	180	-	-	-	7	7	22	-	-	13	5	1	4	570	4
7:45	-	2	359	34	-	-	24	212	2	-	-	9	4	15	1	-	5	8	1	-	675	1
8:00	-	-	284	22	-	2	32	191	-	-	-	11	4	25	-	-	8	10	1	-	590	-
8:15	2	2	284	24	-	-	25	237	7	-	-	11	3	18	-	-	8	6	2	-	629	-
8:30	-	1	278	15	-	2	26	250	6	-	-	14	4	15	-	-	10	6	-	-	627	-
8:45	-	-	285	12	-	1	28	231	5	-	1	6	8	14	-	-	3	11	1	-	606	-
9:00	1	-	289	15	-	-	23	222	6	-	-	14	3	26	-	-	1	4	2	-	606	-
9:15	-	-	237	6	-	-	27	208	4	-	-	8	2	27	-	-	5	4	1	-	529	-
9:30	-	2	206	5	-	1	20	187	8	-	-	7	3	13	-	-	10	2	-	-	464	-
9:45	-	4	203	9	-	-	24	195	3	-	-	9	6	19	-	-	4	5	-	-	481	-
10:00	-	1	189	5	-	1	13	192	-	-	-	10	3	23	-	-	5	3	2	-	447	-
10:15	1	1	207	7	-	-	17	203	3	-	-	9	5	19	-	-	7	9	2	-	490	-
10:30	-	-	230	5	-	-	13	217	6	-	-	12	9	19	-	-	6	7	-	-	524	-
10:45	-	-	232	6	-	1	28	194	4	-	-	11	6	20	-	-	6	3	1	-	512	-
11:00	-	-	236	5	-	-	18	200	3	-	-	8	5	25	-	-	3	8	7	-	518	-
11:15	-	1	254	12	-	-	12	174	4	-	-	13	5	33	-	-	5	12	-	-	525	-
11:30	-	-	282	12	-	1	29	233	3	-	-	12	10	27	-	1	6	7	3	-	626	-
11:45	1	2	291	11	-	1	25	253	7	-	-	11	8	35	-	-	10	12	5	-	672	-
12:00	-	2	269	6	2	1	25	226	3	-	-	17	4	24	-	-	3	13	3	-	596	2
12:15	-	2	244	13	-	-	26	257	6	-	-	12	9	27	-	-	4	9	4	-	613	-
12:30	-	3	234	7	-	-	30	272	6	-	-	10	6	44	-	-	12	14	6	-	644	-
12:45	-	3	263	11	-	1	40	226	2	-	-	11	7	26	-	-	9	10	7	-	616	-
13:00	1	2	258	8	-	1	19	250	6	-	-	12	5	20	-	-	10	9	3	-	604	-
13:15	-	1	260	9	1	-	22	236	8	-	-	10	4	21	-	-	5	7	1	-	584	1
13:30	-	1	244	7	-	-	20	251	3	-	-	10	5	23	-	-	3	6	4	-	577	-
13:45	-	1	243	10	-	2	20	240	4	-	-	8	3	22	1	-	4	2	1	-	560	1
14:00	-	1	231	13	-	-	17	250	3	-	-	13	6	37	1	-	5	3	4	-	583	1
14:15	1	3	240	8	-	1	23	260	1	-	2	8	5	25	-	-	3	5	1	-	586	-
14:30	-	4	247	9	-	2	19	282	5	-	-	29	2	36	-	-	6	8	1	-	650	-
14:45	1	2	268	13	-	-	17	264	-	-	-	11	6	41	-	-	6	10	1	-	640	-
15:00	-	6	302	10	-	-	15	301	9	-	-	20	7	50	-	-	8	7	6	-	741	-
15:15	-	6	240	5	-	2	19	287	5	-	-	14	15	22	-	-	2	8	3	-	628	-
15:30	-	7	271	7	-	1	13	300	7	-	-	14	10	27	-	-	2	4	5	-	668	-
15:45	-	4	270	9	-	1	20	328	10	-	-	21	5	23	7	-	1	8	3	-	703	7
16:00	1	10	271	15	-	1	24	335	13	-	-	30	12	36	-	-	8	6	8	-	770	-
16:15	-	12	271	21	-	-	26	326	23	-	-	28	15	38	-	-	10	10	3	-	783	-
16:30	-	14	294	15	1	-	18	339	28	-	-	24	9	41	-	-	3	5	7	-	797	1
16:45	-	11	264	22	-	1	28	359	10	-	1	26	11	38	3	-	7	11	12	-	801	3
17:00	-	15	265	15	-	-	34	326	19	-	-	35	12	32	-	-	24	9	22	-	808	-
17:15	-	7	317	14	-	2	12	321	13	-	-	26	6	27	1	-	15	9	16	-	785	1
17:30	-	3	260	15	-	-	23	337	7	-	-	23	6	27	4	-	13	7	18	-	739	4
17:45	-	5	229	15	-	1	26	323	8	-	-	22	9	26	1	-	32	7	19	-	722	1
18:00	-	6	282	6	-	-	22	278	11	-	-	14	3	19	-	-	24	11	19	-	695	-
18:15	-	8	279	8	-	1	13	255	6	-	-	9	1	15	-	1	11	8	15	-	630	-
18:30	-	5	273	9	-	-	15	251	3	-	-	7	6	15	-	-	5	7	14	-	610	-
18:45	-	6	168	19	-	-	18	215	7	-	-	16	5	18	-	-	2	4	6	-	484	-
<b>Total</b>	<b>9</b>	<b>168</b>	<b>13,228</b>	<b>631</b>	<b>6</b>	<b>31</b>	<b>1,136</b>	<b>12,303</b>	<b>301</b>	<b>-</b>	<b>5</b>	<b>686</b>	<b>302</b>	<b>1,273</b>	<b>20</b>	<b>2</b>	<b>379</b>	<b>357</b>	<b>243</b>	<b>4</b>	<b>31,054</b>	<b>30</b>
<b>Trucks</b>	-	-	2%	3%		3%	6%	2%	1%		-	2%	1%	5%		-	2%	1%	0%		2%	



# Turning Movement Count

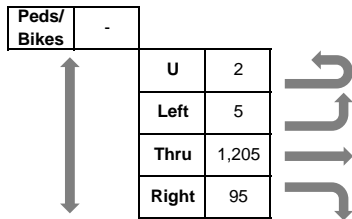
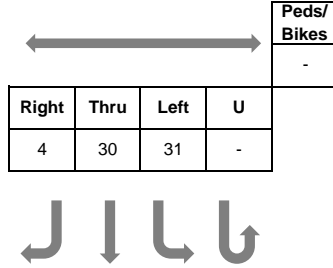
SRF Consulting Group

3701 Wayzata Blvd, Suite 100, Minneapolis, MN 55416

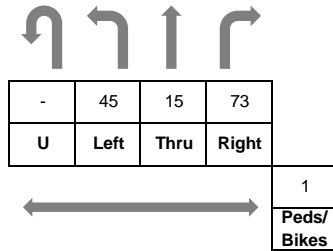
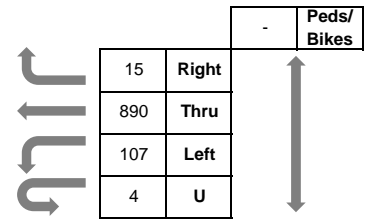
Intersection: TH 5 & Audobon Road

Date: 9/25/2024

Start Time	TH 5 EB					W Leg Peds	TH 5 WB					E Leg Peds	Audobon Road NB					S Leg Peds	Audobon Road SB					N Leg Peds	15 min Veh. Total	15 min Ped Total
	U	L	T	R	U		L	T	R	U	L		T	R	U	L	T		R							
7:45	-	2	359	34	-	-	24	212	2	-	-	9	4	15	1	-	5	8	1	-	675	1				
8:00	-	-	284	22	-	2	32	191	-	-	-	11	4	25	-	-	8	10	1	-	590	-				
8:15	2	2	284	24	-	-	25	237	7	-	-	11	3	18	-	-	8	6	2	-	629	-				
8:30	-	1	278	15	-	2	26	250	6	-	-	14	4	15	-	-	10	6	-	-	627	-				
<b>Total</b>	<b>2</b>	<b>5</b>	<b>1,205</b>	<b>95</b>	-	<b>4</b>	<b>107</b>	<b>890</b>	<b>15</b>	-	-	<b>45</b>	<b>15</b>	<b>73</b>	<b>1</b>	-	<b>31</b>	<b>30</b>	<b>4</b>	-	<b>2,521</b>	<b>1</b>				
<b>PHF</b>	0.25	0.63	0.84	0.70		0.50	0.84	0.89	0.54			0.80	0.94	0.73			0.78	0.75	0.50		0.93					
<b>Trucks</b>	-	-	2%	3%		25%	4%	3%	-			-	-	10%			-	-	-		2%					



**AM Peak Hour**  
7:45 to 8:45  
**Total Vehicles: 2,521**





# Turning Movement Count

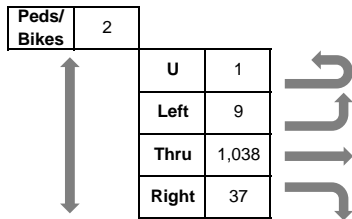
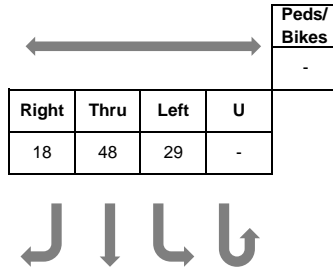
SRF Consulting Group

3701 Wayzata Blvd, Suite 100, Minneapolis, MN 55416

Intersection: TH 5 & Audobon Road

Date: 9/25/2024

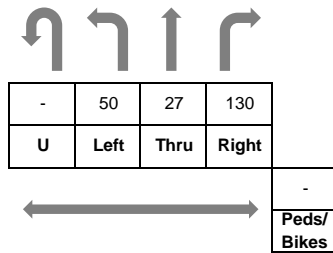
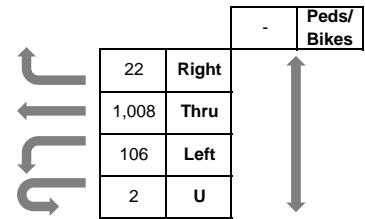
Start Time	TH 5 EB					W Leg Peds	TH 5 WB					E Leg Peds	Audobon Road NB				S Leg Peds	Audobon Road SB				N Leg Peds	15 min Veh. Total	15 min Ped Total
	U	L	T	R	U		L	T	R	U	L		T	R	U	L		T	R					
11:45	1	2	291	11	-	1	25	253	7	-	-	11	8	35	-	-	10	12	5	-	672	-		
12:00	-	2	269	6	2	1	25	226	3	-	-	17	4	24	-	-	3	13	3	-	596	2		
12:15	-	2	244	13	-	-	26	257	6	-	-	12	9	27	-	-	4	9	4	-	613	-		
12:30	-	3	234	7	-	-	30	272	6	-	-	10	6	44	-	-	12	14	6	-	644	-		
<b>Total</b>	<b>1</b>	<b>9</b>	<b>1,038</b>	<b>37</b>	<b>2</b>	<b>2</b>	<b>106</b>	<b>1,008</b>	<b>22</b>	<b>-</b>	<b>-</b>	<b>50</b>	<b>27</b>	<b>130</b>	<b>-</b>	<b>-</b>	<b>29</b>	<b>48</b>	<b>18</b>	<b>-</b>	<b>2,525</b>	<b>2</b>		
<b>PHF</b>	0.25	0.75	0.89	0.71		0.50	0.88	0.93	0.79			0.74	0.75	0.74			0.60	0.86	0.75		0.94			
<b>Trucks</b>	-	-	3%	3%		-	7%	2%	-			-	4%	4%	5%		-	3%	-	-	3%			



**Midday Peak Hour**

11:45 to 12:45

**Total Vehicles: 2,525**





# Turning Movement Count

SRF Consulting Group

3701 Wayzata Blvd, Suite 100, Minneapolis, MN 55416

Intersection: TH 5 & Audobon Road

Date: 9/25/2024

Start Time	TH 5 EB					W Leg Peds	TH 5 WB				E Leg Peds	Audobon Road NB				S Leg Peds	Audobon Road SB				N Leg Peds	15 min Veh. Total	15 min Ped Total
	U	L	T	R	U		L	T	R	U		L	T	R	U		L	T	R				
16:30	-	14	294	15	1	-	18	339	28	-	-	24	9	41	-	-	3	5	7	-	797	1	
16:45	-	11	264	22	-	1	28	359	10	-	1	26	11	38	3	-	7	11	12	-	801	3	
17:00	-	15	265	15	-	-	34	326	19	-	-	35	12	32	-	-	24	9	22	-	808	-	
17:15	-	7	317	14	-	2	12	321	13	-	-	26	6	27	1	-	15	9	16	-	785	1	
<b>Total</b>	-	<b>47</b>	<b>1,140</b>	<b>66</b>	<b>1</b>	<b>3</b>	<b>92</b>	<b>1,345</b>	<b>70</b>	-	<b>1</b>	<b>111</b>	<b>38</b>	<b>138</b>	<b>4</b>	-	<b>49</b>	<b>34</b>	<b>57</b>	-	<b>3,191</b>	<b>5</b>	
<b>PHF</b>	-	0.78	0.90	0.75		0.38	0.68	0.94	0.63		0.25	0.79	0.79	0.84		-	0.51	0.77	0.65		0.99		
<b>Trucks</b>	-	-	2%	-		-	-	0%	-		-	1%	-	3%		-	-	-	-		1%		

