

SRF Consulting Group, Inc.

One Carlson Parkway, Suite 150
Plymouth, MN 55447-4443

SRF No. 8060: Hwy 5
Location: Hwy 5/Hwy 101
Weekday Count
SRF Consulting

File Name : 120_Hwy 5 & Hwy 101
Site Code : 09281120
Start Date : 2/13/2013
Page No : 1

Groups Printed- Cars+ - Heavy Vehicles

Start Time	Hwy 101 Southbound					Hwy 5 Westbound					Hwy 101 Northbound					Hwy 5 Eastbound					Int. Total
	Peds	Left	Thru	Right	App. Total	Peds	Left	Thru	Right	App. Total	Peds	Left	Thru	Right	App. Total	Peds	Left	Thru	Right	App. Total	
06:00 AM	0	9	3	12	24	0	6	53	0	59	0	3	2	7	12	0	16	221	7	244	339
06:15 AM	0	15	3	18	36	0	4	109	4	117	0	4	1	13	18	0	13	253	15	281	452
06:30 AM	0	19	4	17	40	0	5	117	4	126	0	2	9	20	31	0	9	259	6	274	471
06:45 AM	0	31	15	24	70	0	10	145	13	168	0	5	4	17	26	0	26	358	16	400	664
Total	0	74	25	71	170	0	25	424	21	470	0	14	16	57	87	0	64	1091	44	1199	1926
07:00 AM	0	23	5	24	52	0	11	155	17	183	1	10	6	27	44	0	23	393	16	432	711
07:15 AM	1	38	14	28	81	0	13	172	19	204	2	9	7	29	47	0	32	388	16	436	768
07:30 AM	1	33	13	26	73	0	18	167	10	195	0	9	15	31	55	0	44	420	32	496	819
07:45 AM	0	28	23	50	101	0	16	208	23	247	0	6	12	20	38	0	29	389	19	437	823
Total	2	122	55	128	307	0	58	702	69	829	3	34	40	107	184	0	128	1590	83	1801	3121
08:00 AM	0	37	14	41	92	0	12	174	39	225	0	5	17	21	43	0	34	377	29	440	800
08:15 AM	0	49	14	29	92	1	14	194	26	235	0	16	15	22	53	0	30	320	36	386	766
08:30 AM	0	25	15	31	71	0	11	180	16	207	0	5	4	21	30	0	27	299	29	355	663
08:45 AM	0	29	15	29	73	0	9	199	23	231	0	8	11	23	42	0	27	282	12	321	667
Total	0	140	58	130	328	1	46	747	104	898	0	34	47	87	168	0	118	1278	106	1502	2896
09:00 AM	0	24	5	23	52	0	11	159	13	183	0	8	8	24	40	0	19	220	16	255	530
09:15 AM	0	30	9	19	58	0	9	160	19	188	0	16	14	18	48	0	26	217	14	257	551
*** BREAK ***																					
Total	0	54	14	42	110	0	20	319	32	371	0	24	22	42	88	0	45	437	30	512	1081
*** BREAK ***																					
10:30 AM	0	23	8	25	56	2	8	144	17	171	0	7	8	13	28	0	24	197	19	240	495
10:45 AM	0	17	10	22	49	0	11	171	15	197	0	10	4	8	22	0	23	183	13	219	487
Total	0	40	18	47	105	2	19	315	32	368	0	17	12	21	50	0	47	380	32	459	982
11:00 AM	0	16	8	26	50	0	7	156	33	196	0	13	13	14	40	0	24	211	19	254	540
11:15 AM	0	15	8	19	42	0	10	208	28	246	0	14	10	16	40	0	26	205	18	249	577
11:30 AM	0	17	10	27	54	0	10	209	17	236	0	27	13	17	57	0	27	204	23	254	601
11:45 AM	0	21	17	26	64	2	10	202	20	234	0	23	11	28	62	0	19	193	23	235	595
Total	0	69	43	98	210	2	37	775	98	912	0	77	47	75	199	0	96	813	83	992	2313
12:00 PM	0	23	20	28	71	0	9	204	32	245	2	20	21	19	62	0	27	228	26	281	659
12:15 PM	1	25	11	32	69	0	17	219	29	265	0	33	17	14	64	0	24	221	16	261	659
12:30 PM	0	24	18	22	64	3	11	182	29	225	1	18	14	9	42	0	34	235	25	294	625
12:45 PM	1	31	19	36	87	0	19	236	33	288	0	21	16	20	57	0	27	213	27	267	699
Total	2	103	68	118	291	3	56	841	123	1023	3	92	68	62	225	0	112	897	94	1103	2642
01:00 PM	0	20	12	20	52	1	17	209	26	253	0	15	11	14	40	0	23	215	20	258	603
01:15 PM	0	28	12	30	70	0	15	216	26	257	0	12	8	14	34	0	18	208	18	244	605
*** BREAK ***																					
Total	0	48	24	50	122	1	32	425	52	510	0	27	19	28	74	0	41	423	38	502	1208
*** BREAK ***																					
02:30 PM	2	15	9	33	59	0	16	282	31	329	0	18	15	12	45	0	43	246	11	300	733
02:45 PM	0	17	14	34	65	0	15	305	54	374	0	12	8	9	29	0	40	194	11	245	713
Total	2	32	23	67	124	0	31	587	85	703	0	30	23	21	74	0	83	440	22	545	1446
03:00 PM	0	18	10	48	76	0	11	227	44	282	0	15	11	11	37	0	40	266	18	324	719
03:15 PM	0	34	15	35	84	0	19	318	53	390	0	5	6	9	20	0	38	235	19	292	786
03:30 PM	1	43	17	44	105	1	9	312	44	366	0	16	8	10	34	0	34	220	10	264	769
03:45 PM	1	17	13	42	73	0	17	310	46	373	0	19	10	11	40	0	44	259	10	313	799
Total	2	112	55	169	338	1	56	1167	187	1411	0	55	35	41	131	0	156	980	57	1193	3073
04:00 PM	0	19	12	46	77	0	12	377	60	449	0	17	17	9	43	0	36	273	16	325	894
04:15 PM	0	35	7	45	87	0	12	377	46	435	0	25	10	12	47	2	35	247	18	302	871

SRF Consulting Group, Inc.

One Carlson Parkway, Suite 150
Plymouth, MN 55447-4443

SRF No. 8060: Hwy 5
Location: Hwy 5/Hwy 101
Weekday Count
SRF Consulting

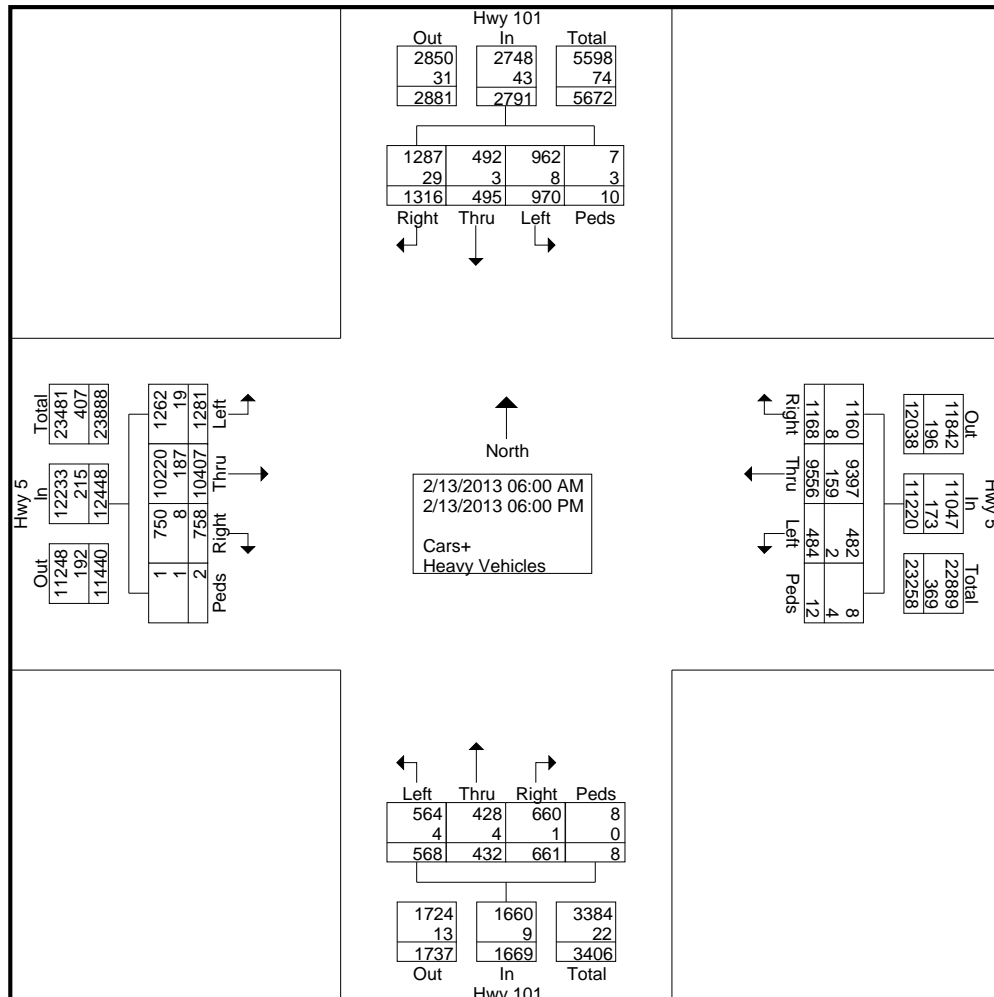
File Name : 120_Hwy 5 & Hwy 101
Site Code : 09281120
Start Date : 2/13/2013
Page No : 2

Groups Printed- Cars+ - Heavy Vehicles

Start Time	Hwy 101 Southbound					Hwy 5 Westbound					Hwy 101 Northbound					Hwy 5 Eastbound					Int. Total
	Peds	Left	Thru	Right	App. Total	Peds	Left	Thru	Right	App. Total	Peds	Left	Thru	Right	App. Total	Peds	Left	Thru	Right	App. Total	
04:30 PM	0	18	12	47	77	0	13	422	39	474	0	23	17	19	59	0	51	295	19	365	975
04:45 PM	0	27	12	52	91	1	8	419	41	469	0	16	11	17	44	0	65	232	16	313	917
Total	0	99	43	190	332	1	45	1595	186	1827	0	81	55	57	193	2	187	1047	69	1305	3657
05:00 PM	1	22	21	65	109	1	7	435	47	490	0	29	8	22	59	0	48	244	21	313	971
05:15 PM	1	13	12	46	72	0	14	434	47	495	0	22	17	13	52	0	60	278	20	358	977
05:30 PM	0	25	20	43	88	0	18	416	39	473	0	22	14	11	47	0	56	268	22	346	954
05:45 PM	0	17	16	52	85	0	20	374	46	440	2	10	9	17	38	0	40	241	37	318	881
Total	2	77	69	206	354	1	59	1659	179	1898	2	83	48	63	196	0	204	1031	100	1335	3783

*** BREAK ***

Grand Total	10	970	495	1316	2791	12	484	9556	1168	11220	8	568	432	661	1669	2	1281	10407	758	12448	28128
Apprch %	0.4	34.8	17.7	47.2		0.1	4.3	85.2	10.4		0.5	34	25.9	39.6		0	10.3	83.6	6.1		
Total %	0	3.4	1.8	4.7	9.9	0	1.7	34	4.2	39.9	0	2	1.5	2.3	5.9	0	4.6	37	2.7	44.3	
Cars+	7	962	492	1287	2748	8	482	9397	1160	11047	8	564	428	660	1660	1	1262	10220	750	12233	27688
% Cars+	70	99.2	99.4	97.8	98.5	66.7	99.6	98.3	99.3	98.5	100	99.3	99.1	99.8	99.5	50	98.5	98.2	98.9	98.3	98.4
Heavy Vehicles	3	8	3	29	43	4	2	159	8	173	0	4	4	1	9	1	19	187	8	215	440
% Heavy Vehicles	30	0.8	0.6	2.2	1.5	33.3	0.4	1.7	0.7	1.5	0	0.7	0.9	0.2	0.5	50	1.5	1.8	1.1	1.7	1.6



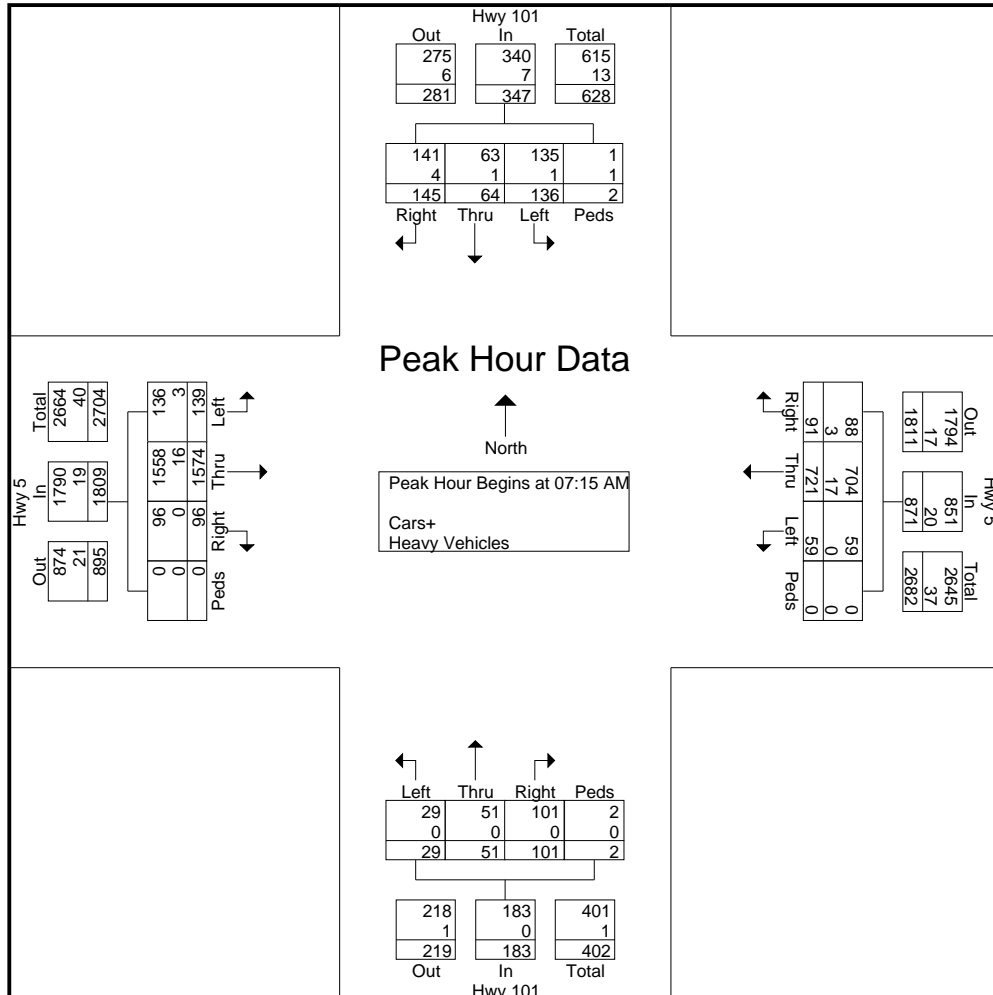
SRF Consulting Group, Inc.

One Carlson Parkway, Suite 150
Plymouth, MN 55447-4443

SRF No. 8060: Hwy 5
Location: Hwy 5/Hwy 101
Weekday Count
SRF Consulting

File Name : 120_Hwy 5 & Hwy 101
Site Code : 09281120
Start Date : 2/13/2013
Page No : 3

Start Time	Hwy 101 Southbound					Hwy 5 Westbound					Hwy 101 Northbound					Hwy 5 Eastbound					Int. Total
	Peds	Left	Thru	Right	App. Total	Peds	Left	Thru	Right	App. Total	Peds	Left	Thru	Right	App. Total	Peds	Left	Thru	Right	App. Total	
Peak Hour Analysis From 06:00 AM to 08:45 AM - Peak 1 of 1																					
Peak Hour for Entire Intersection Begins at 07:15 AM																					
07:15 AM	1	38	14	28	81	0	13	172	19	204	2	9	7	29	47	0	32	388	16	436	768
07:30 AM	1	33	13	26	73	0	18	167	10	195	0	9	15	31	55	0	44	420	32	496	819
07:45 AM	0	28	23	50	101	0	16	208	23	247	0	6	12	20	38	0	29	389	19	437	823
08:00 AM	0	37	14	41	92	0	12	174	39	225	0	5	17	21	43	0	34	377	29	440	800
Total Volume	2	136	64	145	347	0	59	721	91	871	2	29	51	101	183	0	139	1574	96	1809	3210
% App. Total	0.6	39.2	18.4	41.8		0	6.8	82.8	10.4		1.1	15.8	27.9	55.2		0	7.7	87	5.3		
PHF	.500	.895	.696	.725	.859	.000	.819	.867	.583	.882	.250	.806	.750	.815	.832	.000	.790	.937	.750	.912	.975
Cars+	1	135	63	141	340	0	59	704	88	851	2	29	51	101	183	0	136	1558			
% Cars+	50.0	99.3	98.4	97.2	98.0	0	100	97.6	96.7	97.7	100	100	100	100	100	0	97.8	99.0	100	98.9	98.6
Heavy Vehicles	1	1	1	4	7	0	0	17	3	20	0	0	0	0	0	0	3	16	0	19	46
% Heavy Vehicles	50.0	0.7	1.6	2.8	2.0	0	0	2.4	3.3	2.3	0	0	0	0	0	0	2.2	1.0	0	1.1	1.4




SRF Consulting Group, Inc.

One Carlson Parkway, Suite 150
Plymouth, MN 55447-4443

SRF No. 8060: Hwy 5
Location: Hwy 5/Hwy 101
Weekday Count
SRF Consulting

File Name : 120_Hwy 5 & Hwy 101
Site Code : 09281120
Start Date : 2/13/2013
Page No : 4

Start Time	Hwy 101 Southbound					Hwy 5 Westbound					Hwy 101 Northbound					Hwy 5 Eastbound					Int. Total
	Peds	Left	Thru	Right	App. Total	Peds	Left	Thru	Right	App. Total	Peds	Left	Thru	Right	App. Total	Peds	Left	Thru	Right	App. Total	
Peak Hour Analysis From 09:00 AM to 12:45 PM - Peak 1 of 1																					
Peak Hour for Entire Intersection Begins at 12:00 PM																					
12:00 PM	0	23	20	28	71	0	9	204	32	245	2	20	21	19	62	0	27	228	26	281	659
12:15 PM	1	25	11	32	69	0	17	219	29	265	0	33	17	14	64	0	24	221	16	261	659
12:30 PM	0	24	18	22	64	3	11	182	29	225	1	18	14	9	42	0	34	235	25	294	625
12:45 PM	1	31	19	36	87	0	19	236	33	288	0	21	16	20	57	0	27	213	27	267	699
Total Volume	2	103	68	118	291	3	56	841	123	1023	3	92	68	62	225	0	112	897	94	1103	2642
% App. Total	0.7	35.4	23.4	40.5		0.3	5.5	82.2	12		1.3	40.9	30.2	27.6		0	10.2	81.3	8.5		
PHF	.500	.831	.850	.819	.836	.250	.737	.891	.932	.888	.375	.697	.810	.775	.879	.000	.824	.954	.870	.938	.945
Cars+	2	101	68	112	283	3	56	819	122	1000	3	92	68	62	225	0	111	873	93	1077	2585
% Cars+	100	98.1	100	94.9	97.3	100	100	97.4	99.2	97.8	100	100	100	100	100	0	99.1	97.3	98.9	97.6	97.8
Heavy Vehicles																					
% Heavy Vehicles	0	1.9	0	5.1	2.7	0	0	2.6	0.8	2.2	0	0	0	0	0	0	0.9	2.7	1.1	2.4	2.2



SRF Consulting Group, Inc.

One Carlson Parkway, Suite 150
Plymouth, MN 55447-4443

SRF No. 8060: Hwy 5
Location: Hwy 5/Hwy 101
Weekday Count
SRF Consulting

File Name : 120_Hwy 5 & Hwy 101
Site Code : 09281120
Start Date : 2/13/2013
Page No : 5

Start Time	Hwy 101 Southbound					Hwy 5 Westbound					Hwy 101 Northbound					Hwy 5 Eastbound					Int. Total
	Peds	Left	Thru	Right	App. Total	Peds	Left	Thru	Right	App. Total	Peds	Left	Thru	Right	App. Total	Peds	Left	Thru	Right	App. Total	
Peak Hour Analysis From 01:00 PM to 04:45 PM - Peak 1 of 1																					
Peak Hour for Entire Intersection Begins at 04:00 PM																					
04:00 PM	0	19	12	46	77	0	12	377	60	449	0	17	17	9	43	0	36	273	16	325	894
04:15 PM	0	35	7	45	87	0	12	377	46	435	0	25	10	12	47	2	35	247	18	302	871
04:30 PM	0	18	12	47	77	0	13	422	39	474	0	23	17	19	59	0	51	295	19	365	975
04:45 PM	0	27	12	52	91	1	8	419	41	469	0	16	11	17	44	0	65	232	16	313	917
Total Volume	0	99	43	190	332	1	45	1595	186	1827	0	81	55	57	193	2	187	1047	69	1305	3657
% App. Total	0	29.8	13	57.2		0.1	2.5	87.3	10.2		0	42	28.5	29.5		0.2	14.3	80.2	5.3		
PHF	.000	.707	.896	.913	.912	.250	.865	.945	.775	.964	.000	.810	.809	.750	.818	.250	.719	.887	.908	.894	.938
Cars+	0	99	43	188	330	1	45	1586										1032			
% Cars+	0	100	100	98.9	99.4	100	100	99.4	100	99.5	0	100	100	100	100	50.0	98.4	98.6	100	98.5	99.2
Heavy Vehicles	0	0	0	2	2	0	0	9	0	9	0	0	0	0	0	1	3	15	0	19	30
% Heavy Vehicles	0	0	0	1.1	0.6	0	0	0.6	0	0.5	0	0	0	0	0	50.0	1.6	1.4	0	1.5	0.8

