

# SRF Consulting Group

1 Carlson Parkway  
Plymouth, Minnesota 55447

SRF No. 8060: Hwy 5  
Location: Hwy 5/ Venture Ln  
Weekday Count  
SRF Consulting

File Name : 190\_Hwy 5 & Venture Ln  
Site Code : 09281120  
Start Date : 2/13/2013  
Page No : 1

### Groups Printed- Cars+ - Heavy Vehicles

Start Time	Venture Ln Northbound					Venture Ln Southbound					Hwy 5 Eastbound					Hwy 5 Westbound					Int. Total
	Peds	Left	Thru	Right	App. Total	Peds	Left	Thru	Right	App. Total	Peds	Left	Thru	Right	App. Total	Peds	Left	Thru	Right	App. Total	
06:00 AM	0	1	0	7	8	0	1	0	1	2	0	4	216	5	225	0	11	104	0	115	350
06:15 AM	0	0	0	2	2	0	0	0	0	0	0	2	303	7	312	0	12	177	1	190	504
06:30 AM	0	0	0	4	4	0	0	1	5	6	0	3	365	7	375	0	19	193	1	213	598
06:45 AM	0	0	0	1	1	0	0	1	6	7	0	10	403	12	425	0	28	225	4	257	690
<b>Total</b>	0	1	0	14	15	0	1	2	12	15	0	19	1287	31	1337	0	70	699	6	775	2142
07:00 AM	0	1	0	1	2	0	0	0	5	5	0	3	548	10	561	0	16	198	2	216	784
07:15 AM	0	0	0	3	3	0	0	1	1	2	0	13	620	19	652	0	19	301	2	322	979
07:30 AM	0	0	0	5	5	1	0	0	7	8	0	11	622	11	644	0	15	356	4	375	1032
07:45 AM	0	0	1	3	4	0	0	1	3	4	0	18	607	15	640	0	12	314	1	327	975
<b>Total</b>	0	1	1	12	14	1	0	2	16	19	0	45	2397	55	2497	0	62	1169	9	1240	3770
08:00 AM	0	0	0	3	3	0	1	1	6	8	0	11	547	15	573	0	14	254	3	271	855
08:15 AM	0	0	0	1	1	0	1	1	3	5	0	13	492	11	516	0	13	240	11	264	786
08:30 AM	0	1	0	1	2	0	4	0	5	9	0	9	450	5	464	0	17	239	14	270	745
08:45 AM	0	0	1	3	4	0	0	1	7	8	0	10	449	11	470	0	14	279	5	298	780
<b>Total</b>	0	1	1	8	10	0	6	3	21	30	0	43	1938	42	2023	0	58	1012	33	1103	3166
09:00 AM	0	3	0	3	6	0	0	1	3	4	0	13	361	3	377	0	8	262	4	274	661
09:15 AM	0	1	0	4	5	0	0	0	10	10	0	7	367	6	380	0	10	228	1	239	634
*** BREAK ***																					
<b>Total</b>	0	4	0	7	11	0	0	1	13	14	0	20	728	9	757	0	18	490	5	513	1295
*** BREAK ***																					
10:30 AM	0	3	1	6	10	0	3	0	5	8	0	3	258	3	264	0	6	209	2	217	499
10:45 AM	0	3	0	11	14	0	0	1	9	10	0	5	270	2	277	0	8	226	5	239	540
<b>Total</b>	0	6	1	17	24	0	3	1	14	18	0	8	528	5	541	0	14	435	7	456	1039
11:00 AM	0	6	0	7	13	0	2	2	13	17	0	10	286	1	297	6	5	261	1	273	600
11:15 AM	0	5	0	19	24	3	3	0	13	19	0	10	307	5	322	1	10	286	6	303	668
11:30 AM	0	6	2	5	13	1	0	1	21	23	0	10	320	7	337	0	2	259	3	264	637
11:45 AM	0	6	0	15	21	1	2	2	16	21	0	12	324	2	338	0	15	260	4	279	659
<b>Total</b>	0	23	2	46	71	5	7	5	63	80	0	42	1237	15	1294	7	32	1066	14	1119	2564
12:00 PM	0	13	2	14	29	0	3	0	20	23	0	11	319	5	335	0	3	283	4	290	677
12:15 PM	0	7	0	4	11	0	2	0	17	19	0	11	271	4	286	0	6	296	2	304	620
12:30 PM	0	10	0	6	16	0	2	1	13	16	0	14	337	10	361	0	9	283	6	298	691
12:45 PM	0	6	1	3	10	0	1	2	21	24	0	18	287	6	311	0	8	297	3	308	653
<b>Total</b>	0	36	3	27	66	0	8	3	71	82	0	54	1214	25	1293	0	26	1159	15	1200	2641
01:00 PM	0	6	0	11	17	0	2	0	16	18	0	12	326	15	353	0	8	289	1	298	686
01:15 PM	0	3	0	8	11	0	1	2	13	16	0	10	309	6	325	0	5	340	2	347	699
*** BREAK ***																					
<b>Total</b>	0	9	0	19	28	0	3	2	29	34	0	22	635	21	678	0	13	629	3	645	1385
*** BREAK ***																					
02:30 PM	0	3	0	14	17	0	2	2	34	38	0	5	388	4	397	0	9	353	7	369	821
02:45 PM	0	4	1	9	14	0	1	2	8	11	0	10	362	5	377	0	10	374	1	385	787
<b>Total</b>	0	7	1	23	31	0	3	4	42	49	0	15	750	9	774	0	19	727	8	754	1608
03:00 PM	0	6	2	12	20	0	1	2	15	18	0	2	318	3	323	0	8	407	4	419	780
03:15 PM	0	7	5	47	59	0	1	2	16	19	0	15	348	2	365	0	22	398	4	424	867
03:30 PM	0	6	1	21	28	0	2	0	11	13	0	11	384	4	399	0	6	443	2	451	891
03:45 PM	0	10	2	36	48	0	2	0	8	10	0	11	333	3	347	0	7	447	4	458	863
<b>Total</b>	0	29	10	116	155	0	6	4	50	60	0	39	1383	12	1434	0	43	1695	14	1752	3401
04:00 PM	1	13	3	14	31	1	1	1	24	27	0	12	307	3	322	0	9	511	1	521	901
04:15 PM	0	19	1	14	34	0	1	1	20	22	0	3	339	8	350	0	10	527	3	540	946

# SRF Consulting Group

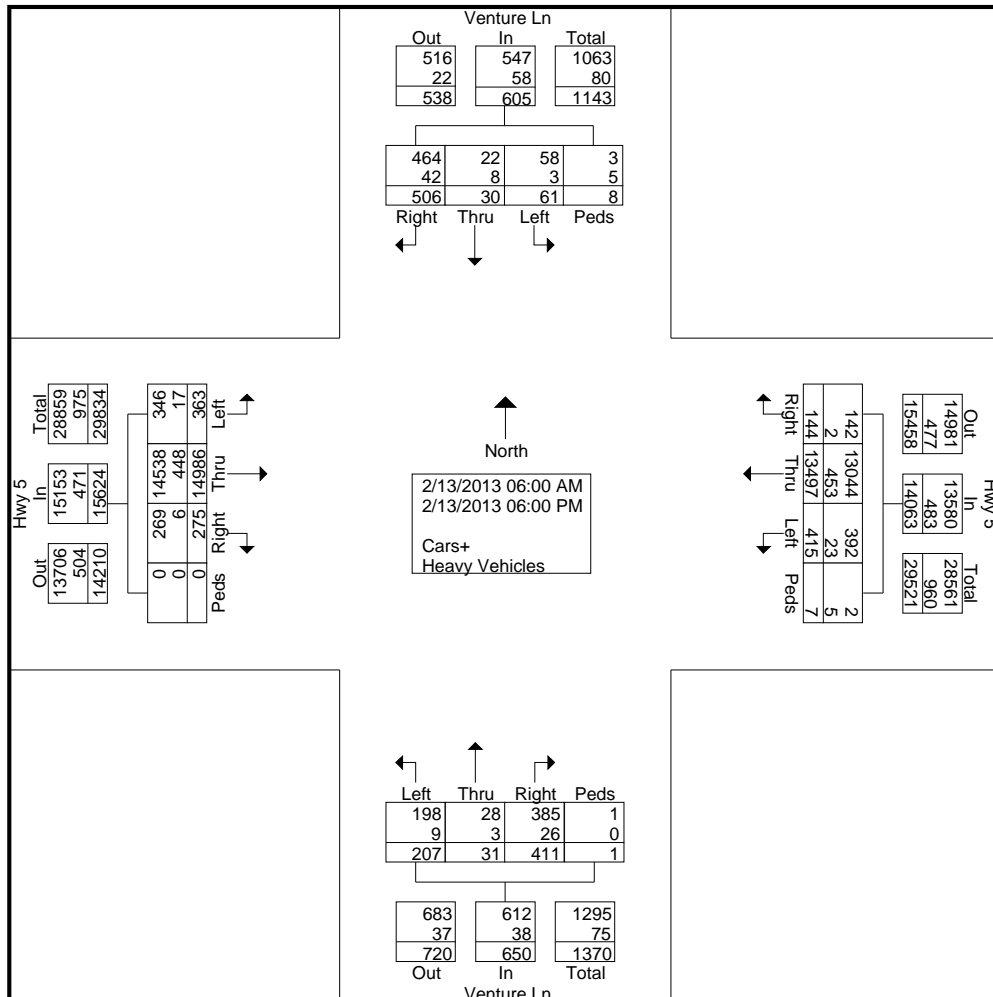
1 Carlson Parkway  
Plymouth, Minnesota 55447

SRF No. 8060: Hwy 5  
Location: Hwy 5/ Venture Ln  
Weekday Count  
SRF Consulting

File Name : 190\_Hwy 5 & Venture Ln  
Site Code : 09281120  
Start Date : 2/13/2013  
Page No : 2

### Groups Printed- Cars+ - Heavy Vehicles

Start Time	Venture Ln Northbound					Venture Ln Southbound					Hwy 5 Eastbound					Hwy 5 Westbound					Int. Total
	Peds	Left	Thru	Right	App. Total	Peds	Left	Thru	Right	App. Total	Peds	Left	Thru	Right	App. Total	Peds	Left	Thru	Right	App. Total	
04:30 PM	0	5	0	18	23	0	3	0	21	24	0	9	356	11	376	0	10	537	7	554	977
04:45 PM	0	8	1	16	25	0	2	0	16	18	0	6	417	5	428	0	6	577	1	584	1055
<b>Total</b>	<b>1</b>	<b>45</b>	<b>5</b>	<b>62</b>	<b>113</b>	<b>1</b>	<b>7</b>	<b>2</b>	<b>81</b>	<b>91</b>	<b>0</b>	<b>30</b>	<b>1419</b>	<b>27</b>	<b>1476</b>	<b>0</b>	<b>35</b>	<b>2152</b>	<b>12</b>	<b>2199</b>	<b>3879</b>
05:00 PM	0	8	2	18	28	1	3	0	23	27	0	6	429	5	440	0	6	571	5	582	1077
05:15 PM	0	5	2	7	14	0	3	0	16	19	0	8	329	3	340	0	7	577	2	586	959
05:30 PM	0	9	2	13	24	0	4	1	27	32	0	7	367	11	385	0	5	563	8	576	1017
05:45 PM	0	23	1	22	46	0	7	0	28	35	0	5	345	5	355	0	7	553	3	563	999
<b>Total</b>	<b>0</b>	<b>45</b>	<b>7</b>	<b>60</b>	<b>112</b>	<b>1</b>	<b>17</b>	<b>1</b>	<b>94</b>	<b>113</b>	<b>0</b>	<b>26</b>	<b>1470</b>	<b>24</b>	<b>1520</b>	<b>0</b>	<b>25</b>	<b>2264</b>	<b>18</b>	<b>2307</b>	<b>4052</b>
*** BREAK ***																					
Grand Total	1	207	31	411	650	8	61	30	506	605	0	363	14986	275	15624	7	415	13497	144	14063	30942
Apprch %	0.2	31.8	4.8	63.2		1.3	10.1	5	83.6		0	2.3	95.9	1.8		0	3	96	1		
Total %	0	0.7	0.1	1.3	2.1	0	0.2	0.1	1.6	2	0	1.2	48.4	0.9	50.5	0	1.3	43.6	0.5	45.4	
Cars+	1	198	28	385	612	3	58	22	464	547	0	346	14538	269	15153	2	392	13044	142	13580	29892
% Cars+	100	95.7	90.3	93.7	94.2	37.5	95.1	73.3	91.7	90.4	0	95.3	97	97.8	97	28.6	94.5	96.6	98.6	96.6	96.6
Heavy Vehicles	0	9	3	26	38	5	3	8	42	58	0	17	448	6	471	5	23	453	2	483	1050
% Heavy Vehicles	0	4.3	9.7	6.3	5.8	62.5	4.9	26.7	8.3	9.6	0	4.7	3	2.2	3	71.4	5.5	3.4	1.4	3.4	3.4



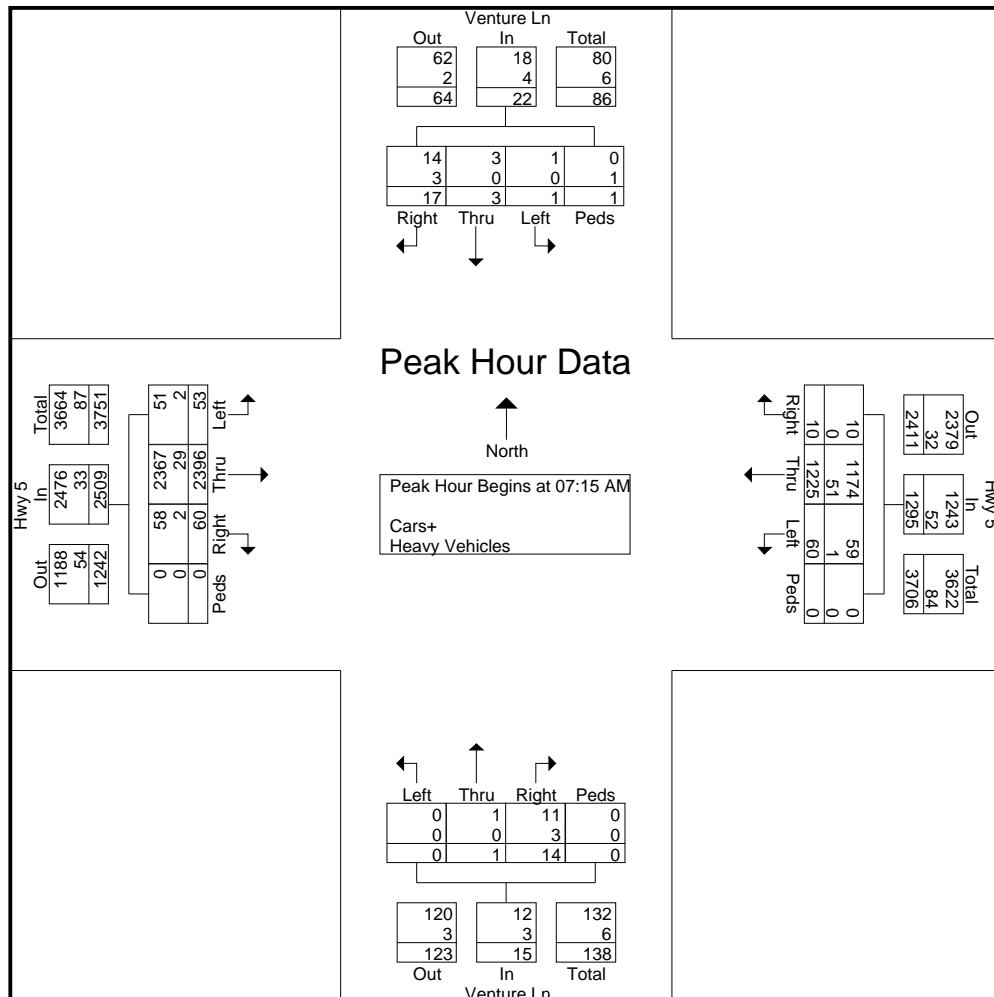
# SRF Consulting Group

1 Carlson Parkway  
Plymouth, Minnesota 55447

SRF No. 8060: Hwy 5  
Location: Hwy 5/ Venture Ln  
Weekday Count  
SRF Consulting

File Name : 190\_Hwy 5 & Venture Ln  
Site Code : 09281120  
Start Date : 2/13/2013  
Page No : 3

Start Time	Venture Ln Northbound					Venture Ln Southbound					Hwy 5 Eastbound					Hwy 5 Westbound					Int. Total
	Peds	Left	Thru	Right	App. Total	Peds	Left	Thru	Right	App. Total	Peds	Left	Thru	Right	App. Total	Peds	Left	Thru	Right	App. Total	
Peak Hour Analysis From 06:00 AM to 08:45 AM - Peak 1 of 1																					
Peak Hour for Entire Intersection Begins at 07:15 AM																					
07:15 AM	0	0	0	3	3	0	0	1	1	2	0	13	620	19	652	0	19	301	2	322	979
07:30 AM	0	0	0	5	5	1	0	0	7	8	0	11	622	11	644	0	15	356	4	375	1032
07:45 AM	0	0	1	3	4	0	0	1	3	4	0	18	607	15	640	0	12	314	1	327	975
08:00 AM	0	0	0	3	3	0	1	1	6	8	0	11	547	15	573	0	14	254	3	271	855
Total Volume	0	0	1	14	15	1	1	3	17	22	0	53	2396	60	2509	0	60	1225	10	1295	3841
% App. Total	0	0	6.7	93.3		4.5	4.5	13.6	77.3		0	2.1	95.5	2.4		0	4.6	94.6	0.8		
PHF	.000	.000	.250	.700	.750	.250	.250	.750	.607	.688	.000	.736	.963	.789	.962	.000	.789	.860	.625	.863	.930
Cars+	0	0	1	11	12	0	1	3	14	18	0	51	2367					1174			
% Cars+	0	0	100	78.6	80.0	0	100	100	82.4	81.8	0	96.2	98.8	96.7	98.7	0	98.3	95.8	100	96.0	97.6
Heavy Vehicles	0	0	0	3	3	1	0	0	3	4	0	2	29	2	33	0	1	51	0	52	92
% Heavy Vehicles	0	0	0	21.4	20.0	100	0	0	17.6	18.2	0	3.8	1.2	3.3	1.3	0	1.7	4.2	0	4.0	2.4



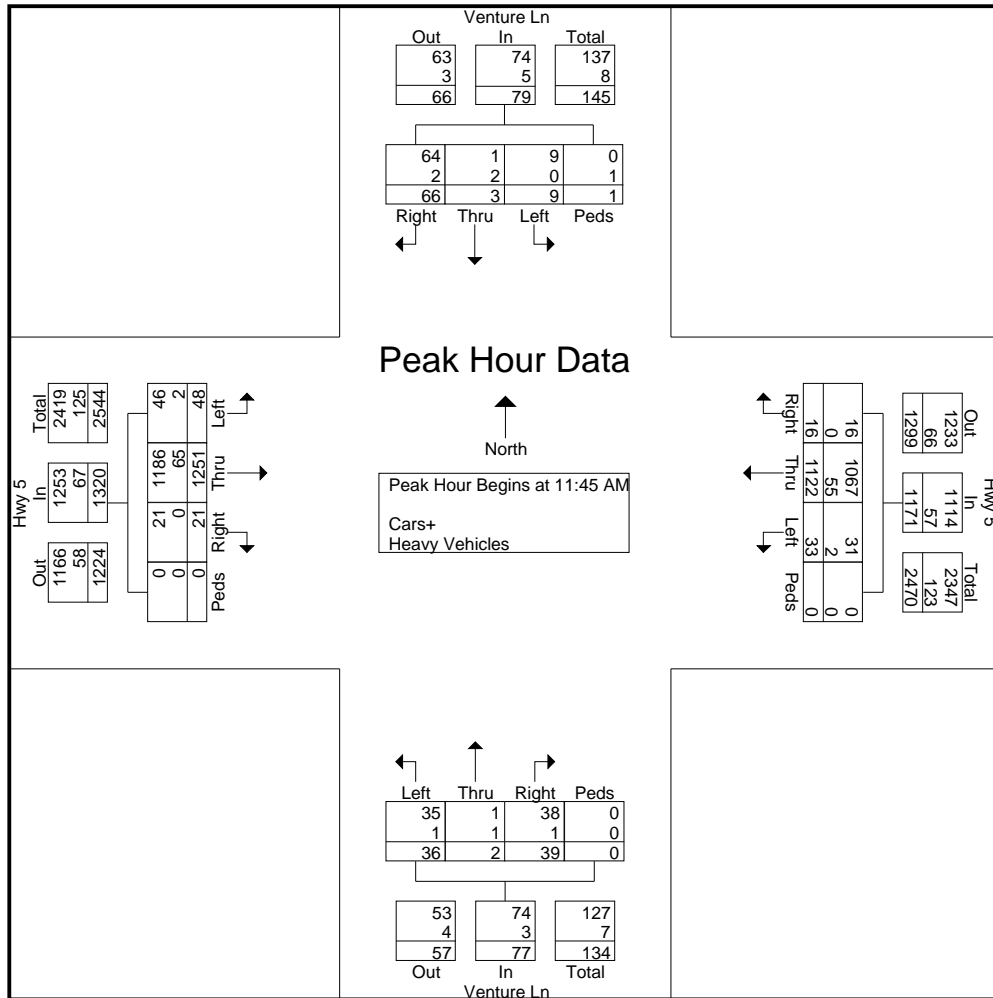
# SRF Consulting Group

1 Carlson Parkway  
Plymouth, Minnesota 55447

SRF No. 8060: Hwy 5  
Location: Hwy 5/ Venture Ln  
Weekday Count  
SRF Consulting

File Name : 190\_Hwy 5 & Venture Ln  
Site Code : 09281120  
Start Date : 2/13/2013  
Page No : 4

Start Time	Venture Ln Northbound					Venture Ln Southbound					Hwy 5 Eastbound					Hwy 5 Westbound					Int. Total
	Peds	Left	Thru	Right	App. Total	Peds	Left	Thru	Right	App. Total	Peds	Left	Thru	Right	App. Total	Peds	Left	Thru	Right	App. Total	
Peak Hour Analysis From 09:00 AM to 12:45 PM - Peak 1 of 1																					
Peak Hour for Entire Intersection Begins at 11:45 AM																					
11:45 AM	0	6	0	15	21	1	2	2	16	21	0	12	324	2	338	0	15	260	4	279	659
12:00 PM	0	13	2	14	29	0	3	0	20	23	0	11	319	5	335	0	3	283	4	290	677
12:15 PM	0	7	0	4	11	0	2	0	17	19	0	11	271	4	286	0	6	296	2	304	620
12:30 PM	0	10	0	6	16	0	2	1	13	16	0	14	337	10	361	0	9	283	6	298	691
Total Volume	0	36	2	39	77	1	9	3	66	79	0	48	1251	21	1320	0	33	1122	16	1171	2647
% App. Total	0	46.8	2.6	50.6		1.3	11.4	3.8	83.5		0	3.6	94.8	1.6		0	2.8	95.8	1.4		
PHF	.000	.692	.250	.650	.664	.250	.750	.375	.825	.859	.000	.857	.928	.525	.914	.000	.550	.948	.667	.963	.958
Cars+	0	35	1	38	74	0	9	1	64	74	0	46	1186					1067			
% Cars+	0	97.2	50.0	97.4	96.1	0	100	33.3	97.0	93.7	0	95.8	94.8	100	94.9	0	93.9	95.1	100	95.1	95.0
Heavy Vehicles	0	1	1	1	3	1	0	2	2	5	0	2	65	0	67	0	2	55	0	57	132
% Heavy Vehicles	0	2.8	50.0	2.6	3.9	100	0	66.7	3.0	6.3	0	4.2	5.2	0	5.1	0	6.1	4.9	0	4.9	5.0



# SRF Consulting Group

1 Carlson Parkway  
Plymouth, Minnesota 55447

SRF No. 8060: Hwy 5  
Location: Hwy 5/ Venture Ln  
Weekday Count  
SRF Consulting

File Name : 190\_Hwy 5 & Venture Ln  
Site Code : 09281120  
Start Date : 2/13/2013  
Page No : 5

Start Time	Venture Ln Northbound					Venture Ln Southbound					Hwy 5 Eastbound					Hwy 5 Westbound					Int. Total
	Peds	Left	Thru	Right	App. Total	Peds	Left	Thru	Right	App. Total	Peds	Left	Thru	Right	App. Total	Peds	Left	Thru	Right	App. Total	
Peak Hour Analysis From 01:00 PM to 04:45 PM - Peak 1 of 1																					
Peak Hour for Entire Intersection Begins at 04:00 PM																					
04:00 PM	1	13	3	14	31	1	1	1	24	27	0	12	307	3	322	0	9	511	1	521	901
04:15 PM	0	19	1	14	34	0	1	1	20	22	0	3	339	8	350	0	10	527	3	540	946
04:30 PM	0	5	0	18	23	0	3	0	21	24	0	9	356	11	376	0	10	537	7	554	977
04:45 PM	0	8	1	16	25	0	2	0	16	18	0	6	417	5	428	0	6	577	1	584	1055
Total Volume	1	45	5	62	113	1	7	2	81	91	0	30	1419	27	1476	0	35	2152	12	2199	3879
% App. Total	0.9	39.8	4.4	54.9		1.1	7.7	2.2	89		0	2	96.1	1.8		0	1.6	97.9	0.5		
PHF	.250	.592	.417	.861	.831	.250	.583	.500	.844	.843	.000	.625	.851	.614	.862	.000	.875	.932	.429	.941	.919
Cars+	1	45	5	60	111	1	6	2	80	89	0	28	1404					2141			
% Cars+	100	100	100	96.8	98.2	100	85.7	100	98.8	97.8	0	93.3	98.9	100	98.8	0	100	99.5	100	99.5	99.2
Heavy Vehicles	0	0	0	2	2	0	1	0	1	2	0	2	15	0	17	0	0	11	0	11	32
% Heavy Vehicles	0	0	0	3.2	1.8	0	14.3	0	1.2	2.2	0	6.7	1.1	0	1.2	0	0	0.5	0	0.5	0.8

