

MINNESOTA DEPARTMENT of TRANSPORTATION

Metro District Traffic Engineering

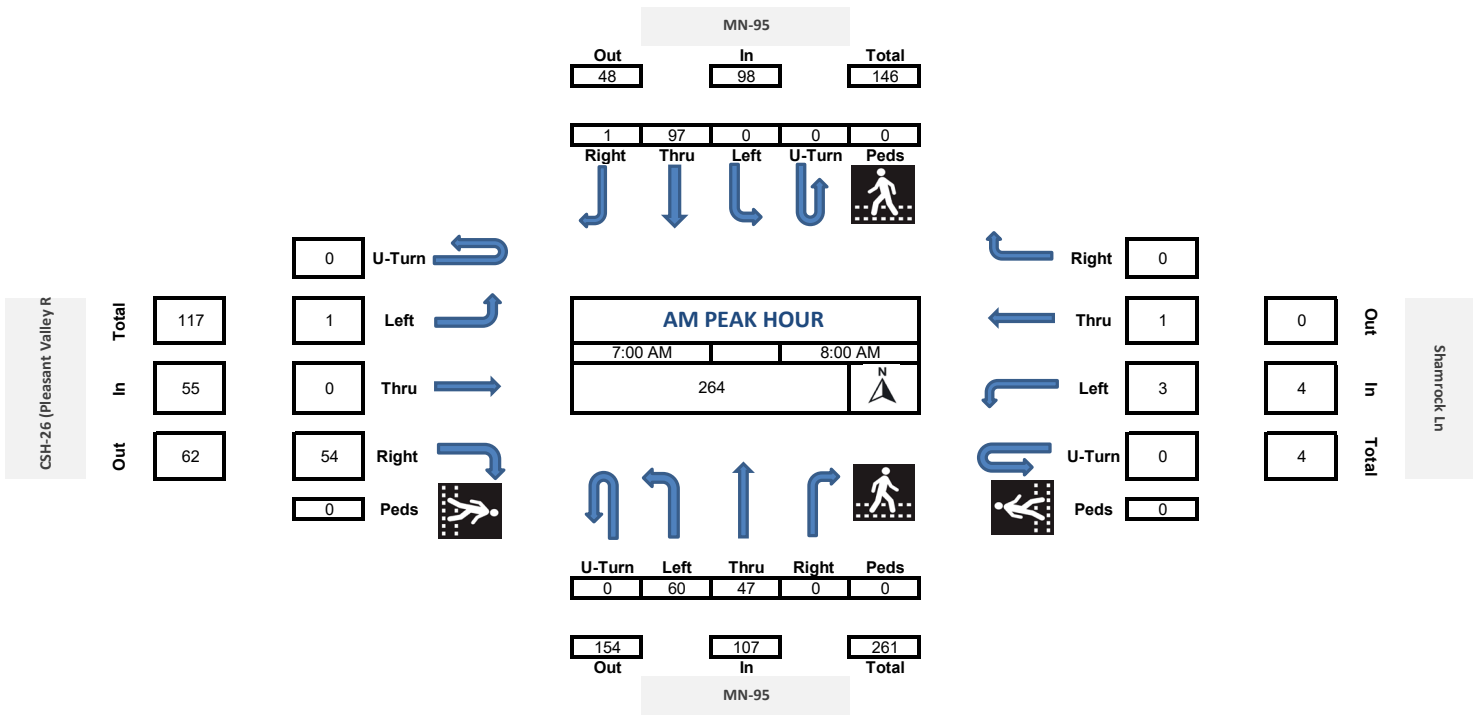
Program Support

METRO TRAFFIC DATA COLLECTION UNIT

TURN MOVEMENT COUNTS






Intersection:	MN95 at CSAH-26 (Pleasant Valley Rd)_2024																										
City:	Franconia Township																										
County:																											
Ref.Pt.:																											
Start Date:	1/23/2024																										
Road Name	MN-95						Shamrock Ln						MN-95						CSH-26 (Pleasant Valley Rd)								
Direction	South Bound						West Bound						North Bound						East Bound								
Start Time	U Turns	Left Turns	Straight Through	Right Turns	EB Ped Crossings	WB Ped Crossings	U Turns	Left Turns	Straight Through	Right Turns	NB Ped Crossings	SB Ped Crossings	U Turns	Left Turns	Straight Through	Right Turns	EB Ped Crossings	WB Ped Crossings	U Turns	Left Turns	Straight Through	Right Turns	NB Ped Crossings	SB Ped Crossings	Int. Total	Peds Total	
6:00 AM	0	0	28	0	0	0	0	0	0	0	0	0	0	3	2	0	0	0	0	0	0	0	11	0	0	44	0
6:15 AM	0	0	27	0	0	0	0	0	1	0	0	0	0	9	3	0	0	0	0	0	0	0	8	0	0	48	0
6:30 AM	0	0	20	0	0	0	0	1	0	0	0	0	0	15	9	0	0	0	0	0	0	0	13	0	0	58	0
6:45 AM	0	0	23	1	0	0	0	0	1	0	0	0	0	0	11	10	0	0	0	0	0	0	16	0	0	62	0
Hourly Total	0	0	98	1	0	0	0	2	1	0	0	0	0	38	24	0	0	0	0	0	0	0	48	0	0	212	0
7:00 AM	0	0	26	1	0	0	0	0	1	0	0	0	0	14	8	0	0	0	0	0	0	0	12	0	0	62	0
7:15 AM	0	0	25	0	0	0	0	0	1	0	0	0	0	14	11	0	0	0	0	0	1	0	14	0	0	66	0
7:30 AM	0	0	24	0	0	0	0	0	1	0	0	0	0	17	16	0	0	0	0	0	0	0	12	0	0	70	0
7:45 AM	0	0	22	0	0	0	0	0	1	0	0	0	0	15	12	0	0	0	0	0	0	0	16	0	0	66	0
Hourly Total	0	0	97	1	0	0	0	0	3	1	0	0	0	60	47	0	0	0	0	0	1	0	54	0	0	264	0
8:00 AM	0	0	11	0	0	0	0	0	1	0	1	0	0	10	10	0	0	0	0	0	0	0	10	0	0	43	0
8:15 AM	0	0	12	0	0	0	0	0	0	0	0	0	0	13	16	0	0	0	0	0	0	0	10	0	0	51	0
8:30 AM	0	0	12	0	0	0	0	0	2	0	0	0	0	8	12	0	0	0	0	0	0	0	6	0	0	40	0
8:45 AM	0	0	24	1	0	0	0	0	0	0	0	0	0	5	13	0	0	0	0	0	0	0	6	0	0	50	0
Hourly Total	0	1	59	1	0	0	0	0	1	2	1	0	0	36	51	0	0	0	0	0	0	0	32	0	0	184	0
9:00 AM	0	0	18	0	0	0	0	0	0	0	0	0	0	4	10	0	0	0	0	0	0	0	7	0	0	39	0
9:15 AM	0	0	16	0	0	0	0	0	0	0	0	0	0	6	7	0	0	0	0	0	0	1	9	0	0	39	0
9:30 AM	0	0	13	0	0	0	0	0	0	0	0	0	0	4	16	0	0	0	0	0	0	0	10	0	0	43	0
9:45 AM	0	0	11	0	0	0	0	0	1	0	0	0	0	8	13	0	0	0	0	0	0	0	3	0	0	36	0
Hourly Total	0	0	58	0	0	0	0	0	1	0	0	0	0	22	46	0	0	0	0	0	0	1	29	0	0	157	0
10:00 AM	0	0	15	0	0	0	0	0	0	0	0	0	0	7	14	0	0	0	0	0	0	0	10	0	0	46	0
10:15 AM	0	0	12	0	0	0	0	0	0	0	0	0	0	5	13	1	0	0	0	0	0	0	5	0	0	36	0
10:30 AM	0	0	16	0	0	0	0	0	0	0	0	0	0	4	13	0	0	0	0	0	0	0	5	0	0	38	0
10:45 AM	0	0	16	0	0	0	0	0	0	0	0	0	0	5	13	0	0	0	0	0	0	0	7	0	0	41	0
Hourly Total	0	0	59	0	0	0	0	0	0	0	0	0	0	21	53	1	0	0	0	0	0	0	27	0	0	161	0
11:00 AM	0	0	19	0	0	0	0	0	1	1	0	0	0	3	12	0	0	0	0	0	0	1	5	0	0	42	0
11:15 AM	0	0	9	0	0	0	0	0	0	0	0	0	0	9	9	0	0	0	0	0	1	0	2	0	0	30	0
11:30 AM	0	0	14	0	0	0	0	0	0	0	0	0	0	11	12	0	0	0	0	0	0	0	10	0	0	47	0
11:45 AM	0	0	19	0	0	0	0	0	0	0	0	0	0	8	14	0	0	0	0	0	0	1	9	0	0	51	0
Hourly Total	0	0	61	0	0	0	0	0	1	1	0	0	0	31	47	0	0	0	0	0	1	2	26	0	0	170	0
12:00 PM	0	0	10	2	0	0	0	0	0	0	1	0	0	3	23	1	0	0	0	0	1	0	5	0	0	46	0
12:15 PM	0	0	17	0	0	0	0	0	1	0	0	0	0	9	10	0	0	0	0	0	0	1	10	0	0	48	0
12:30 PM	0	0	18	0	0	0	0	0	1	1	0	0	0	7	11	0	0	0	0	0	0	0	12	0	0	50	0
12:45 PM	0	0	18	0	0	0	0	0	0	0	0	0	0	9	17	0	0	0	0	0	0	0	2	0	0	46	0
Hourly Total	0	0	63	2	0	0	0	0	2	1	1	0	0	28	61	1	0	0	0	0	1	1	29	0	0	190	0
1:00 PM	0	0	12	0	0	0	0	0	0	0	0	0	0	6	15	0	0	0	0	0	0	0	4	0	0	37	0
1:15 PM	0	0	14	1	0	0	0	0	0	0	0	0	0	7	12	0	0	0	0	0	0	0	8	0	0	42	0
1:30 PM	0	0	12	0	0	0	0	0	0	0	0	0	0	8	10	0	0	0	0	0	1	0	5	0	0	36	0
1:45 PM	0	0	22	0	0	0	0	0	0	0	0	0	0	10	17	0	0	0	0	0	0	0	3	0	0	53	0
Hourly Total	0	1	60	1	0	0	0	0	0	0	0	0	0	31	54	0	0	0	0	0	1	0	20	0	0	168	0
2:00 PM	0	0	16	0	0	0	0	0	1	0	0	0	0	7	22	0	0	0	0	0	0	0	10	0	0	56	0
2:15 PM	0	0	7	0	0	0	0	0	0	1	0	0	0	11	21	0	0	0	0	0	0	1	4	0	0	45	0
2:30 PM	0	0	15	0	0	0	0	0	0	0	0	0	0	7	32	0	0	0	0	0	1	0	12	0	0	67	0
2:45 PM	0	0	16	0	0	0	0	0	0	0	0	0	0	4	24	0	0	0	0	0	0	0	9	0	0	53	0
Hourly Total	0	0	54	0	0	0	0	0	1	1	0	0	0	29	99	0	0	0	0	0	1	1	35	0	0	221	0
3:00 PM	0	0	13	0	0	0	0	0	0	1	0	0	0	15	31	1	0	0	0	0	0	0	14	0	0	75	0

3:15 PM	0	0	12	0	0	0	0	0	0	0	0	0	0	10	27	0	0	0	0	1	0	23	0	0	73	0
3:30 PM	0	0	18	1	0	0	0	0	0	0	0	0	0	19	37	0	0	0	0	1	0	10	0	0	86	0
3:45 PM	0	0	15	0	0	0	0	0	0	0	0	0	0	15	32	0	0	0	0	0	1	9	0	0	72	0
Hourly Total	0	0	58	1	0	0	0	0	0	1	0	0	0	59	127	1	0	0	0	2	1	56	0	0	306	0
4:00 PM	0	0	23	0	0	0	0	0	0	1	0	0	0	20	35	1	0	0	0	0	1	13	0	0	94	0
4:15 PM	0	0	20	0	0	0	0	0	1	0	0	0	0	27	45	0	0	0	0	0	0	16	0	0	109	0
4:30 PM	0	0	19	0	0	0	0	0	0	1	0	0	0	21	49	0	0	0	0	0	0	19	0	0	109	0
4:45 PM	0	0	21	1	0	0	0	0	0	0	0	0	0	18	37	1	0	0	0	0	0	24	0	0	103	0
Hourly Total	0	0	83	1	0	0	0	0	1	2	0	0	0	86	166	2	0	0	0	0	2	72	0	0	415	0
5:00 PM	0	0	12	0	0	0	0	0	0	0	0	0	0	15	33	1	0	0	0	0	1	14	0	0	76	0
5:15 PM	0	0	17	0	0	0	0	0	0	0	1	0	0	15	35	0	0	0	0	0	0	11	0	0	79	0
5:30 PM	0	0	9	0	0	0	0	0	0	0	0	0	0	10	16	0	0	0	0	0	0	11	0	0	46	0
5:45 PM	0	0	8	0	0	0	0	0	0	0	0	0	0	6	24	0	0	0	0	0	2	12	0	0	52	0
Hourly Total	0	0	46	0	0	0	0	0	0	1	0	0	0	46	108	1	0	0	0	0	3	48	0	0	253	0
TOTAL	0	2	796	8	0	0	0	12	10	3	0	0	0	487	883	6	0	0	0	7	11	476	0	0	2701	0
Cars+	0	2	772	8			0	12	9	3			0	460	852	5			0	7	11	452				
Trucks	0	0	24	0			0	0	1	0			0	27	31	1			0	0	0	24				108
% Trucks	0.0	0.0	3.0	0.0			0.0	0.0	10.0	0.0			0.0	5.5	3.5	16.7			0.0	0.0	0.0	5.0				4.0








CSH-26 (Pleasant Valley Rr)






Total	163
In	74
Out	89

0	U-Turn	
0	Left	
2	Thru	
72	Right	
0	Peds	

MN-95		
Out	In	Total
166	84	250






1	83	0	0	0
Right	Thru	Left	U-Turn	Peds
				

PM PEAK HOUR		
4:00 PM		5:00 PM
415		N

0	86	166	2	0
U-Turn	Left	Thru	Right	Peds
				

156	254	410
Out	In	Total

MN-95

0	Right	
2	Thru	
1	Left	
0	U-Turn	
0	Peds	

4	Out
3	In
7	Total

Shamrock Ln