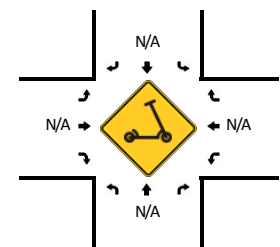
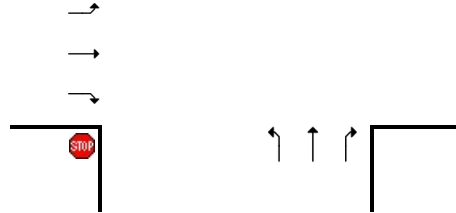
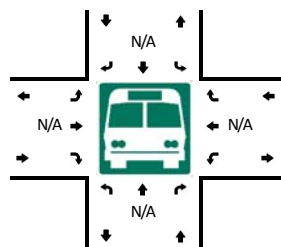
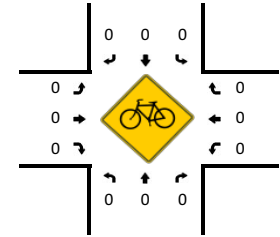
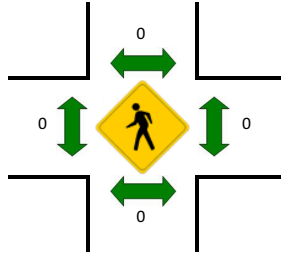
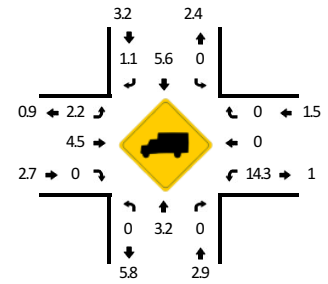
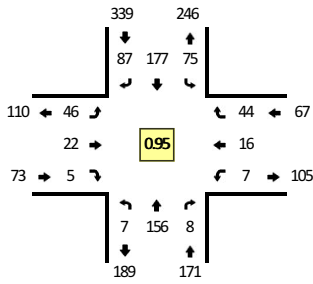


**LOCATION:** TH 61 -- 36th St  
**CITY/STATE:** Hastings, MN

**QC JOB #:** 15608751  
**DATE:** Tue, Feb 15 2022

**Peak-Hour: 4:30 PM -- 5:30 PM**  
**Peak 15-Min: 4:45 PM -- 5:00 PM**



15-Min Count Period Beginning At	TH 61 (Northbound)				TH 61 (Southbound)				36th St (Eastbound)				36th St (Westbound)				Total	Hourly Totals
	Left	Thru	Right	U	Left	Thru	Right	U	Left	Thru	Right	U	Left	Thru	Right	U		
6:00 AM	0	18	0	0	4	20	0	0	9	2	4	0	1	2	9	0	69	
6:15 AM	0	34	1	0	2	19	3	0	11	4	0	0	1	0	8	0	83	
6:30 AM	0	33	1	0	2	24	1	0	13	2	1	0	1	3	12	0	93	
6:45 AM	1	31	0	0	6	25	2	0	9	5	1	0	0	0	15	0	95	340
7:00 AM	1	41	3	0	5	30	4	0	17	1	1	0	1	3	29	0	136	407
7:15 AM	3	57	0	0	9	18	6	0	9	5	3	0	1	3	21	0	135	459
7:30 AM	0	52	1	0	8	35	4	0	21	0	1	0	0	4	25	0	151	517
7:45 AM	0	47	0	0	9	21	11	0	11	2	1	0	0	1	15	0	118	540
8:00 AM	1	27	2	0	4	25	8	0	9	4	2	0	0	0	9	0	91	495
8:15 AM	2	23	1	0	10	25	6	0	18	0	0	0	1	2	14	0	102	462
8:30 AM	0	22	1	0	5	19	6	0	12	4	0	0	0	4	8	0	81	392
8:45 AM	2	34	0	0	1	14	3	1	5	3	0	0	0	1	8	0	72	346
9:00 AM	0	15	0	0	6	26	5	0	9	2	0	0	1	3	5	0	72	327
9:15 AM	0	18	1	0	7	19	2	0	6	4	1	0	2	3	4	0	67	292
9:30 AM	2	29	1	0	11	28	5	0	4	0	0	0	1	3	3	0	87	298
9:45 AM	0	15	2	0	3	16	3	0	6	1	2	0	1	1	6	0	56	282
10:00 AM	0	31	3	0	3	14	3	0	7	3	1	0	1	5	4	0	75	285
10:15 AM	0	19	2	0	4	29	4	0	6	3	0	0	2	2	8	0	79	297
10:30 AM	0	18	5	0	6	17	5	1	10	0	2	0	2	4	9	0	79	289
10:45 AM	0	23	1	0	9	20	7	0	7	5	0	0	3	0	9	0	84	317
11:00 AM	2	33	1	0	5	22	8	0	2	1	1	0	2	1	4	0	82	324
11:15 AM	0	26	2	0	7	23	5	0	6	5	2	0	1	1	11	0	89	334
11:30 AM	0	27	2	0	2	15	11	0	5	1	0	0	3	1	8	0	75	330
11:45 AM	0	24	1	0	5	23	2	0	6	5	0	0	1	0	9	0	76	322
12:00 PM	1	36	1	0	10	22	8	0	7	4	1	0	2	2	10	0	104	344
12:15 PM	1	24	2	0	8	25	7	0	11	3	2	0	1	2	9	0	95	350
12:30 PM	1	23	0	0	11	27	8	0	6	2	1	0	3	3	5	0	90	365
12:45 PM	1	20	0	0	11	22	9	0	15	1	1	0	0	1	10	0	91	380
1:00 PM	0	28	0	0	12	27	4	0	6	3	1	0	2	3	4	0	90	366
1:15 PM	0	30	1	0	8	31	5	0	7	2	2	0	4	1	9	0	100	371
1:30 PM	2	23	1	0	6	27	9	0	5	1	0	0	2	3	10	0	89	370
1:45 PM	1	26	0	0	12	34	3	0	8	2	2	0	3	1	11	0	103	382
2:00 PM	2	27	2	0	9	18	7	0	4	1	2	0	3	0	12	0	87	379
2:15 PM	0	35	1	0	9	28	8	0	13	2	0	0	4	3	10	0	113	392
2:30 PM	0	21	3	0	11	37	16	0	6	2	0	0	1	2	8	0	107	410
2:45 PM	2	27	3	0	25	37	16	0	8	7	5	0	1	3	12	0	146	453
3:00 PM	1	32	0	0	16	45	12	0	9	4	0	0	2	5	10	0	136	502
3:15 PM	2	30	3	0	12	38	14	0	14	1	0	0	2	1	7	0	124	513
3:30 PM	4	41	1	1	12	40	15	0	11	4	4	0	4	0	11	0	148	554

15-Min Count Period Beginning At	TH 61 (Northbound)				TH 61 (Southbound)				36th St (Eastbound)				36th St (Westbound)				Total	Hourly Totals
	Left	Thru	Right	U	Left	Thru	Right	U	Left	Thru	Right	U	Left	Thru	Right	U		
3:45 PM	1	47	3	0	14	28	18	0	6	4	2	0	2	2	10	0	137	545
4:00 PM	1	41	2	0	24	52	14	0	4	5	1	0	3	5	13	0	165	574
4:15 PM	4	30	6	0	9	49	15	0	16	9	1	0	1	7	11	0	158	608
4:30 PM	2	30	4	0	20	42	19	0	18	4	1	0	1	3	9	0	153	613
4:45 PM	2	43	2	0	25	46	23	0	10	2	1	0	0	5	12	0	171	647
5:00 PM	1	37	0	0	13	42	30	0	10	9	2	0	4	5	12	0	165	647
5:15 PM	2	46	2	0	17	47	15	0	8	7	1	0	2	3	11	0	161	650
5:30 PM	0	34	3	0	16	48	14	0	9	5	2	0	1	5	11	0	148	645
5:45 PM	2	32	2	0	25	38	21	0	10	2	0	0	1	2	13	0	148	622
6:00 PM	2	30	1	0	16	43	14	0	10	5	1	0	2	3	18	0	145	602
6:15 PM	1	32	2	0	13	31	12	0	13	2	1	0	1	3	3	0	114	555
6:30 PM	1	20	2	0	7	28	5	0	8	5	1	0	0	3	10	0	90	497
6:45 PM	0	13	0	0	16	22	9	0	4	6	0	0	0	0	4	0	74	423
Peak 15-Min Flowrates	Northbound				Southbound				Eastbound				Westbound				Total	
	Left	Thru	Right	U	Left	Thru	Right	U	Left	Thru	Right	U	Left	Thru	Right	U		
All Vehicles	8	172	8	0	100	184	92	0	40	8	4	0	0	20	48	0	684	
Heavy Trucks	0	12	0		0	12	4		0	0	0		0	0	0		28	
Buses																		
Pedestrians		0				0				0				0			0	
Bicycles	0	0	0		0	0	0		0	0	0		0	0	0		0	
Scoters																		
<i>Comments:</i>																		

Report generated on 3/8/2022 8:21 AM

SOURCE: Quality Counts, LLC (<http://www.qualitycounts.net>) 1-877-580-2212