

ALLIANT ENGINEERING, INC.

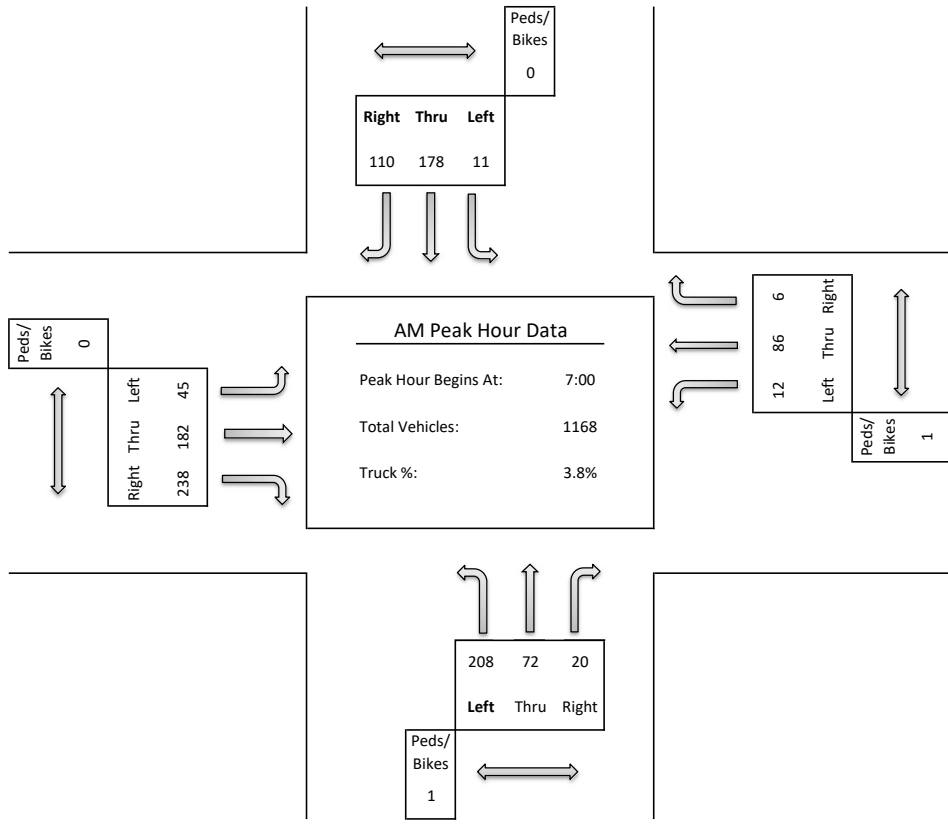
733 S Marquette Ave #700, Minneapolis, MN 55402

Intersection: TH 61 & Viking Boulevard
 Date: 9/29/2022
 Duration: 6:00-19:00

Site Code: 204
 Ref Pt: N/A
 Page No: 2 of 4

All Vehicles (Cars & Trucks) Printed

Start Time	Forest Boulevard Southbound						Viking Boulevard Westbound						TH 61 Northbound						TH 61 Eastbound						Int. Veh. Total	Int. Ped/Bike Total
	U-Turn	Left	Thru	Right	App. Total	Peds/Bikes	U-Turn	Left	Thru	Right	App. Total	Peds/Bikes	U-Turn	Left	Thru	Right	App. Total	Peds/Bikes	U-Turn	Left	Thru	Right	App. Total	Peds/Bikes		
7:00	--	1	44	30	75	--	--	2	19	1	22	--	--	50	13	2	65	1	--	7	33	52	92	--	254	1
7:15	--	3	43	28	74	--	--	6	25	1	32	1	--	53	17	5	75	--	--	9	35	68	112	--	293	1
7:30	--	4	50	37	91	--	--	2	24	2	28	--	--	56	20	9	85	--	--	12	42	58	112	--	316	--
7:45	--	3	41	15	59	--	--	2	18	2	22	--	--	49	22	4	75	--	--	17	72	60	149	--	305	--
Hour Total	--	11	178	110	299	--	--	12	86	6	104	1	--	208	72	20	300	1	--	45	182	238	465	--	1168	2
% of App.	0.0%	3.7%	59.5%	36.8%			0.0%	11.5%	82.7%	5.8%			0.0%	69.3%	24.0%	6.7%			0.0%	9.7%	39.1%	51.2%				
% of Total	0.0%	0.9%	15.2%	9.4%	25.6%	0.0%	0.0%	1.0%	7.4%	0.5%	8.9%	50.0%	0.0%	17.8%	6.2%	1.7%	25.7%	50.0%	0.0%	3.9%	15.6%	20.4%	39.8%	0.0%		
Cars Total	--	10	170	107	287	--	--	12	84	6	102	1	--	197	65	19	281	1	--	44	180	230	454	--	1124	2
Cars % of Movement	0.0%	90.9%	95.5%	97.3%	96.0%	0.0%	0.0%	100%	97.7%	100%	98.1%	50.0%	0.0%	94.7%	90.3%	95.0%	93.7%	50.0%	0.0%	97.8%	98.9%	96.6%	97.6%	0.0%	96.2%	
Trucks Total	--	1	8	3	12	--	--	--	2	--	2	--	--	11	7	1	19	--	--	1	2	8	11	--	44	--
Trucks % of Movement	0.0%	9.1%	4.5%	2.7%	4.0%	--	0.0%	0.0%	2.3%	0.0%	1.9%	--	0.0%	5.3%	9.7%	5.0%	6.3%	--	0.0%	2.2%	1.1%	3.4%	2.4%	--	3.8%	



ALLIANT ENGINEERING, INC.

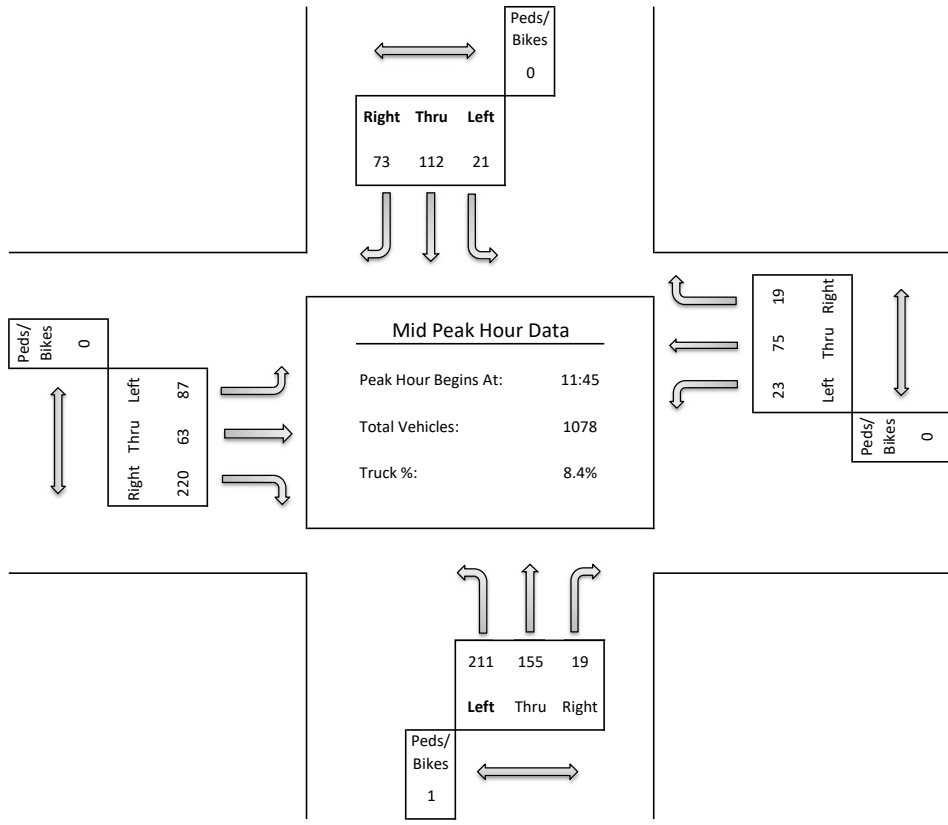
733 S Marquette Ave #700, Minneapolis, MN 55402

Intersection: TH 61 & Viking Boulevard
 Date: 9/29/2022
 Duration: 6:00-19:00

Site Code: 204
 Ref Pt: N/A
 Page No: 3 of 4

All Vehicles (Cars & Trucks) Printed

Start Time	Forest Boulevard Southbound						Viking Boulevard Westbound						TH 61 Northbound						TH 61 Eastbound						Int. Veh. Total	Int. Ped/Bike Total
	U-Turn	Left	Thru	Right	App. Total	Peds/Bikes	U-Turn	Left	Thru	Right	App. Total	Peds/Bikes	U-Turn	Left	Thru	Right	App. Total	Peds/Bikes	U-Turn	Left	Thru	Right	App. Total	Peds/Bikes		
11:45	--	6	32	17	55	--	--	5	23	7	35	--	--	55	33	6	94	1	--	18	19	45	82	--	266	1
12:00	--	5	21	18	44	--	--	7	15	6	28	--	--	53	41	3	97	--	--	27	12	54	93	--	262	--
12:15	--	5	32	21	58	--	--	5	24	3	32	--	--	60	41	6	107	--	--	22	17	56	95	--	292	--
12:30	--	5	27	17	49	--	--	6	13	3	22	--	--	43	40	4	87	--	--	20	15	65	100	--	258	--
Hour Total	--	21	112	73	206	--	--	23	75	19	117	--	--	211	155	19	385	1	--	87	63	220	370	--	1078	1
% of App.	0.0%	10.2%	54.4%	35.4%			0.0%	19.7%	64.1%	16.2%			0.0%	54.8%	40.3%	4.9%			0.0%	23.5%	17.0%	59.5%				
% of Total	0.0%	1.9%	10.4%	6.8%	19.1%	0.0%	0.0%	2.1%	7.0%	1.8%	10.9%	0.0%	0.0%	19.6%	14.4%	1.8%	35.7%	#####	0.0%	8.1%	5.8%	20.4%	34.3%	0.0%		
Cars Total	--	18	107	67	192	--	--	22	68	19	109	--	--	191	150	17	358	1	--	78	60	190	328	--	987	1
Cars % of Movement	0.0%	85.7%	95.5%	91.8%	93.2%	0.0%	0.0%	95.7%	90.7%	100%	93.2%	0.0%	0.0%	90.5%	96.8%	89.5%	93.0%	#####	0.0%	89.7%	95.2%	86.4%	88.6%	0.0%	91.6%	
Trucks Total	--	3	5	6	14	--	--	1	7	--	8	--	--	20	5	2	27	--	--	9	3	30	42	--	91	--
Trucks % of Movement	0.0%	14.3%	4.5%	8.2%	6.8%	--	0.0%	4.3%	9.3%	0.0%	6.8%	--	0.0%	9.5%	3.2%	10.5%	7.0%	--	0.0%	10.3%	4.8%	13.6%	11.4%	--	8.4%	



ALLIANT ENGINEERING, INC.

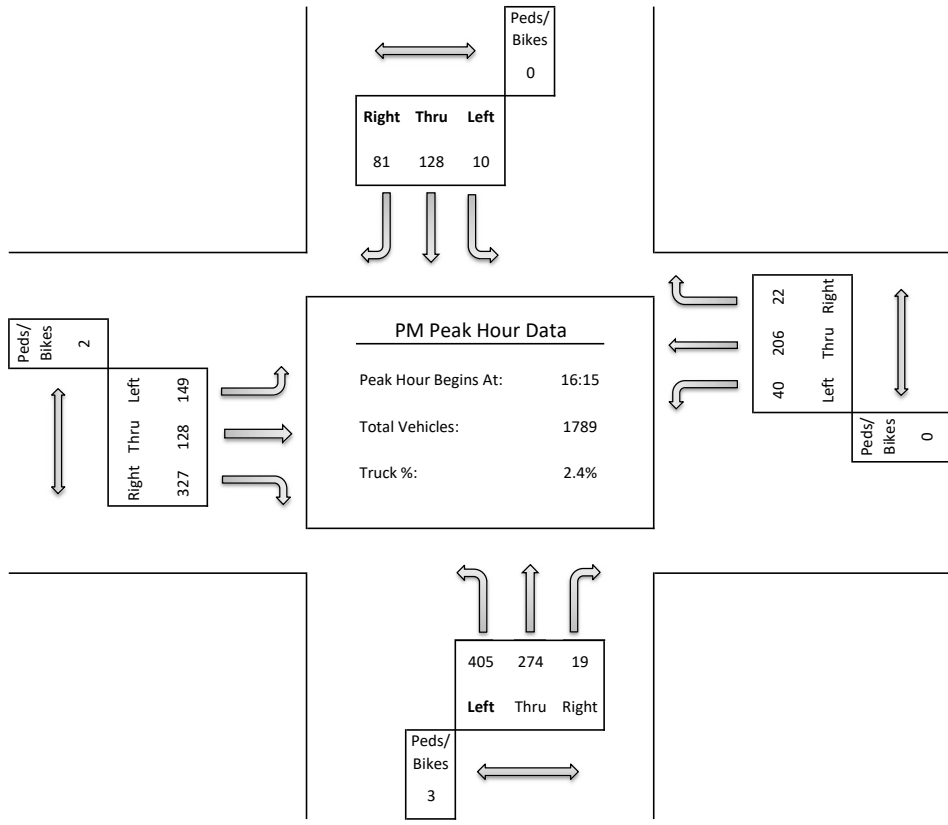
733 S Marquette Ave #700, Minneapolis, MN 55402

Intersection: TH 61 & Viking Boulevard
 Date: 9/29/2022
 Duration: 6:00-19:00

Site Code: 204
 Ref Pt: N/A
 Page No: 4 of 4

All Vehicles (Cars & Trucks) Printed

Start Time	Forest Boulevard Southbound						Viking Boulevard Westbound						TH 61 Northbound						TH 61 Eastbound						Int. Veh. Total	Int. Ped/Bike Total
	U-Turn	Left	Thru	Right	App. Total	Peds/Bikes	U-Turn	Left	Thru	Right	App. Total	Peds/Bikes	U-Turn	Left	Thru	Right	App. Total	Peds/Bikes	U-Turn	Left	Thru	Right	App. Total	Peds/Bikes		
16:15	--	2	23	21	46	--	--	4	37	6	47	--	--	92	61	7	160	1	--	37	34	61	132	--	385	1
16:30	--	3	34	28	65	--	--	15	57	6	78	--	--	110	86	4	200	--	--	36	34	82	152	--	495	--
16:45	--	3	44	17	64	--	--	13	66	3	82	--	--	111	65	6	182	--	--	32	35	98	165	--	493	--
17:00	--	2	27	15	44	--	--	8	46	7	61	--	--	92	62	2	156	2	--	44	25	86	155	2	416	4
Hour Total	--	10	128	81	219	--	--	40	206	22	268	--	--	405	274	19	698	3	--	149	128	327	604	2	1789	5
% of App.	0.0%	4.6%	58.4%	37.0%			0.0%	14.9%	76.9%	8.2%			0.0%	58.0%	39.3%	2.7%			0.0%	24.7%	21.2%	54.1%				
% of Total	0.0%	0.6%	7.2%	4.5%	12.2%	0.0%	0.0%	2.2%	11.5%	1.2%	15.0%	0.0%	0.0%	22.6%	15.3%	1.1%	39.0%	60.0%	0.0%	8.3%	7.2%	18.3%	33.8%	40.0%		
Cars Total	--	10	126	77	213	--	--	40	204	22	266	--	--	396	273	18	687	3	--	148	128	304	580	1	1746	4
Cars % of Movement	0.0%	100%	98.4%	95.1%	97.3%	0.0%	0.0%	100%	99.0%	100%	99.3%	0.0%	0.0%	97.8%	99.6%	94.7%	98.4%	75.0%	0.0%	99.3%	100%	93.0%	96.0%	25.0%	97.6%	
Trucks Total	--	--	2	4	6	--	--	--	2	--	2	--	--	9	1	1	11	--	--	1	--	23	24	1	43	1
Trucks % of Movement	0.0%	0.0%	1.6%	4.9%	2.7%	0.0%	0.0%	0.0%	1.0%	0.0%	0.7%	0.0%	0.0%	2.2%	0.4%	5.3%	1.6%	0.0%	0.0%	0.7%	0.0%	7.0%	4.0%	#####	2.4%	



Start Time	Viking Blvd EB				Viking Blvd WB				Forest Blvd NB				Forest Blvd SB				15 min Veh. Total	15 min Ped Total	% Trucks
	L	T	R	Ped	L	T	R	Ped	L	T	R	Ped	L	T	R	Ped			
0600	12	9	20	-	8	13	-	-	34	5	1	-	-	18	29	-	149	-	5%
0615	7	6	26	-	2	18	1	-	30	6	1	-	-	28	33	-	158	-	3%
0630	5	19	35	-	5	23	-	-	39	10	-	-	1	26	28	-	191	-	4%
0645	11	29	49	-	6	15	2	-	54	9	2	-	1	35	31	-	244	-	4%
0700	7	31	55	-	5	19	1	-	47	5	4	-	3	48	30	-	255	-	4%
0715	10	37	59	-	7	24	1	-	66	4	6	-	2	57	28	-	301	-	3%
0730	8	59	70	-	7	26	-	-	68	17	3	-	5	31	31	-	325	-	3%
0745	12	54	75	-	6	16	-	-	57	15	4	-	7	44	24	-	314	-	4%
0800	10	45	51	-	4	13	1	-	45	17	2	-	4	28	18	-	238	-	4%
0815	7	42	51	-	8	21	-	-	39	11	6	-	3	22	9	-	219	-	6%
0830	7	24	61	-	5	18	4	-	46	11	6	-	1	22	12	-	217	-	8%
0845	10	12	73	-	7	6	1	-	46	9	3	-	-	34	17	-	218	-	8%
1100	18	13	37	-	6	21	2	-	59	24	4	-	1	8	17	-	210	-	4%
1115	10	14	52	-	5	14	-	-	44	16	6	-	-	26	17	-	204	-	5%
1130	20	11	48	-	2	14	1	-	39	24	10	-	-	24	10	-	203	-	9%
1145	17	17	40	-	8	22	4	1	44	26	11	-	4	17	28	-	238	1	5%
1200	16	18	44	-	11	17	1	-	46	35	9	-	2	13	19	-	231	-	6%
1215	19	21	32	-	7	19	4	-	60	36	13	-	2	19	15	-	247	-	3%
1230	22	30	40	-	7	18	2	5	51	19	2	-	3	21	24	-	239	5	5%
1245	13	20	51	-	6	12	4	-	34	22	7	-	-	25	15	-	209	-	4%
1500	24	26	61	-	5	18	3	-	75	49	9	-	2	34	24	-	330	-	4%
1515	33	32	73	-	7	23	2	-	70	50	12	2	4	43	14	-	363	2	4%
1530	41	28	56	-	6	29	1	-	78	73	8	-	3	28	19	-	370	-	4%
1545	31	25	77	-	5	25	4	-	112	68	11	2	1	34	18	-	411	2	3%
1600	47	27	73	2	7	35	4	-	80	47	11	4	5	26	16	-	378	6	4%
1615	31	25	78	-	14	36	4	-	83	54	7	-	2	32	12	-	378	-	3%
1630	60	42	83	-	7	45	8	-	113	72	8	-	2	38	16	-	494	-	1%
1645	41	29	78	-	10	59	5	-	118	77	4	-	2	26	27	-	476	-	0%
1700	32	26	82	-	9	58	7	-	93	51	11	3	1	35	27	-	432	3	0%
1715	44	32	66	-	6	46	6	-	87	55	4	-	-	28	16	-	390	-	1%
1730	34	30	96	-	6	44	4	-	84	45	3	-	7	15	15	-	383	-	1%
1745	33	21	85	-	7	32	8	2	82	46	4	2	4	24	17	2	363	6	1%

Start Time	Viking Blvd EB				Viking Blvd WB				Forest Blvd NB				Forest Blvd SB				15 min Veh. Total	15 min Ped Total	% Trucks
	L	T	R	Ped	L	T	R	Ped	L	T	R	Ped	L	T	R	Ped			

Peak 1 0000 to 1000

0700	7	31	55	-	5	19	1	-	47	5	4	-	3	48	30	-	255	-	4%
0715	10	37	59	-	7	24	1	-	66	4	6	-	2	57	28	-	301	-	3%
0730	8	59	70	-	7	26	-	-	68	17	3	-	5	31	31	-	325	-	3%
0745	12	54	75	-	6	16	-	-	57	15	4	-	7	44	24	-	314	-	4%
Total	37	181	259	-	25	85	2	-	238	41	17	-	17	180	113	-	1,195	-	3%
PHF	0.77	0.77	0.86		0.89	0.82	0.50		0.88	0.60	0.71		0.61	0.79	0.91		0.92		
Trucks	8%	1%	3%		8%	4%	-		4%	5%	12%		-	4%	2%		3%		

Peak 2 1000 to 1400

1145	17	17	40	-	8	22	4	1	44	26	11	-	4	17	28	-	238	1	5%
1200	16	18	44	-	11	17	1	-	46	35	9	-	2	13	19	-	231	-	6%
1215	19	21	32	-	7	19	4	-	60	36	13	-	2	19	15	-	247	-	3%
1230	22	30	40	-	7	18	2	5	51	19	2	-	3	21	24	-	239	5	5%
Total	74	86	156	-	33	76	11	6	201	116	35	-	11	70	86	-	955	6	5%
PHF	0.84	0.72	0.89		0.75	0.86	0.69		0.84	0.81	0.67		0.69	0.83	0.77		0.97		
Trucks	9%	5%	5%		12%	5%	-		5%	3%	11%		-	-	5%		5%		

Peak 3 1400 to 2400

1630	60	42	83	-	7	45	8	-	113	72	8	-	2	38	16	-	494	-	1%
1645	41	29	78	-	10	59	5	-	118	77	4	-	2	26	27	-	476	-	0%
1700	32	26	82	-	9	58	7	-	93	51	11	3	1	35	27	-	432	3	0%
1715	44	32	66	-	6	46	6	-	87	55	4	-	-	28	16	-	390	-	1%
Total	177	129	309	-	32	208	26	-	411	255	27	3	5	127	86	-	1,792	3	1%
PHF	0.74	0.77	0.93		0.80	0.88	0.81		0.87	0.83	0.61		0.63	0.84	0.80		0.91		
Trucks	1%	-	1%		-	1%	-		0%	1%	-		-	2%	1%		1%		