



Turning Movement Count

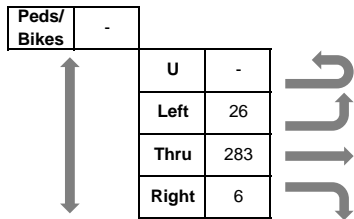
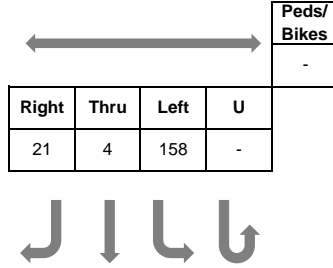
SRF Consulting Group

3701 Wayzata Blvd, Suite 100, Minneapolis, MN 55416

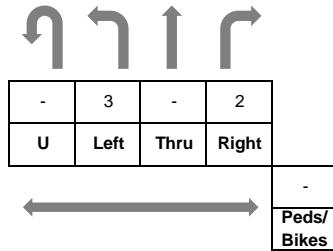
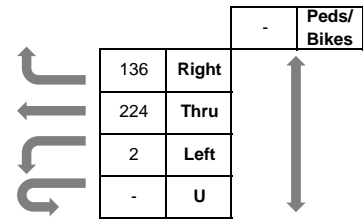
Intersection: 17087 - St Croix Scenic Bywy_MN 95 & US 8 - 08-21

Date: 8/21/2024

Start Time	US 8					US 8					St Croix Scenic Byway/MN 95					15 min Veh. Total	15 min Ped Total					
	U	L	T	R	W Leg Peds	U	L	T	R	E Leg Peds	U	L	T	R	S Leg Peds			U	L	T	R	N Leg Peds
9:15	-	5	69	1	-	-	-	58	32	-	-	-	-	-	-	-	43	-	3	-	211	-
9:30	-	7	67	5	-	-	1	63	29	-	-	2	-	1	-	-	37	1	5	-	218	-
9:45	-	3	83	-	-	-	1	53	32	-	-	-	-	1	-	-	37	-	5	-	215	-
10:00	-	11	64	-	-	-	-	50	43	-	-	1	-	-	-	-	41	3	8	-	221	-
Total	-	26	283	6	-	-	2	224	136	-	-	3	-	2	-	-	158	4	21	-	865	-
PHF	-	0.59	0.85	0.30	-	-	0.50	0.89	0.79	-	-	0.38	-	0.50	-	-	0.92	0.33	0.66	-	0.98	-
Trucks	-	-	8%	-	-	-	-	7%	4%	-	-	-	-	-	-	-	6%	-	-	-	6%	-



AM Peak Hour
9:15 to 10:15
Total Vehicles: 865





Turning Movement Count

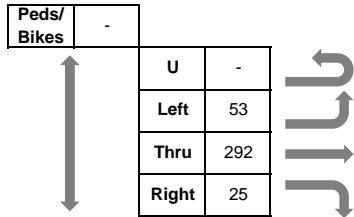
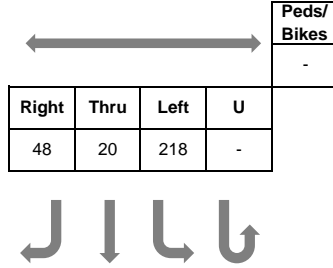
SRF Consulting Group

3701 Wayzata Blvd, Suite 100, Minneapolis, MN 55416

Intersection: 17087 - St Croix Scenic Bywy_MN 95 & US 8 - 08-21

Date: 8/21/2024

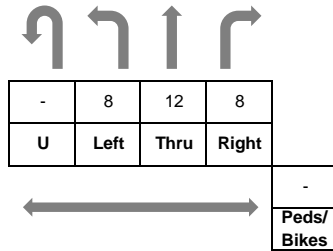
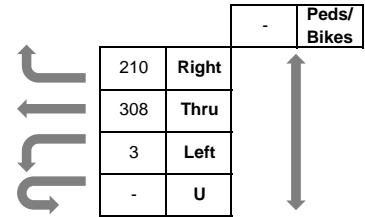
Start Time	US 8					US 8					St Croix Scenic Byway/MN 95					15 min Veh. Total	15 min Ped Total					
	U	L	T	R	W Leg Peds	U	L	T	R	E Leg Peds	U	L	T	R	S Leg Peds			U	L	T	R	N Leg Peds
12:15	-	11	68	5	-	-	2	89	45	-	-	2	1	3	-	-	46	7	12	-	291	-
12:30	-	15	69	7	-	-	-	73	56	-	-	3	3	2	-	-	66	3	10	-	307	-
12:45	-	10	80	10	-	-	-	63	47	-	-	1	2	2	-	-	56	5	12	-	288	-
13:00	-	17	75	3	-	-	1	83	62	-	-	2	6	1	-	-	50	5	14	-	319	-
Total	-	53	292	25	-	-	3	308	210	-	-	8	12	8	-	-	218	20	48	-	1,205	-
PHF	-	0.78	0.91	0.63	-	-	0.38	0.87	0.85	-	-	0.67	0.50	0.67	-	-	0.83	0.71	0.86	-	0.94	-
Trucks	-	4%	7%	-	-	-	-	7%	5%	-	-	-	-	-	-	-	3%	-	-	-	5%	-



Midday Peak Hour

12:15 to 13:15

Total Vehicles: 1,205



Turning Movement Count

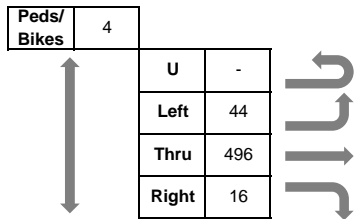
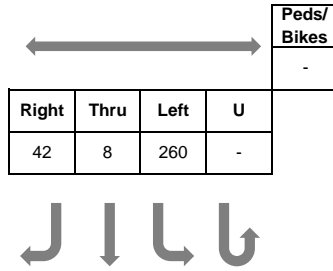
SRF Consulting Group

3701 Wayzata Blvd, Suite 100, Minneapolis, MN 55416

Intersection: 17087 - St Croix Scenic Bywy_MN 95 & US 8 - 08-21

Date: 8/21/2024

Start Time	US 8					US 8					St Croix Scenic Byway/MN 95					15 min Veh. Total	15 min Ped Total					
	U	L	T	R	W Leg Peds	U	L	T	R	E Leg Peds	U	L	T	R	S Leg Peds			U	L	T	R	N Leg Peds
16:15	-	6	131	5	-	-	3	100	66	-	-	-	3	2	-	-	61	3	7	-	387	-
16:30	-	11	120	2	2	-	1	85	66	-	-	6	8	12	-	-	61	2	8	-	382	2
16:45	-	10	125	4	2	-	-	93	69	-	-	5	2	1	3	-	70	2	13	-	394	5
17:00	-	17	120	5	-	-	1	92	89	-	-	3	3	2	-	-	68	1	14	-	415	-
Total	-	44	496	16	4	-	5	370	290	-	-	14	16	17	3	-	260	8	42	-	1,578	7
PHF	-	0.65	0.95	0.80		-	0.42	0.93	0.81		-	0.58	0.50	0.35		-	0.93	0.67	0.75		0.95	
Trucks	-	-	2%	-		-	-	2%	3%		-	7%	-	-		-	3%	-	-		2%	



PM Peak Hour
16:15 to 17:15

Total Vehicles: 1,578

