

# SRF Consulting Group, Inc.

One Carlson Parkway, Suite 150  
Plymouth, MN 55447-4443

SRF No. 8060: Hwy 5  
Location: Hwy 5/CSAH 4  
Weekday Count  
SRF Consulting

File Name : 150\_Hwy 5 & CSAH 4  
Site Code : 09281120  
Start Date : 2/13/2013  
Page No : 1

### Groups Printed- Cars+ - Heavy Vehicles

Start Time	CSAH 4 Southbound					Hwy 5 Westbound					CSAH 4 Northbound					Hwy 5 Eastbound					Int. Total
	Peds	Left	Thru	Right	App. Total	Peds	Left	Thru	Right	App. Total	Peds	Left	Thru	Right	App. Total	Peds	Left	Thru	Right	App. Total	
06:00 AM	0	22	11	4	37	0	13	96	9	118	0	5	12	10	27	0	7	213	4	224	406
06:15 AM	0	38	14	9	61	0	24	116	14	154	0	2	24	12	38	0	6	260	6	272	525
06:30 AM	0	57	15	8	80	0	33	172	23	228	0	5	20	14	39	0	5	344	9	358	705
06:45 AM	1	63	28	8	100	0	13	166	30	209	0	15	37	31	83	0	8	428	24	460	852
<b>Total</b>	<b>1</b>	<b>180</b>	<b>68</b>	<b>29</b>	<b>278</b>	<b>0</b>	<b>83</b>	<b>550</b>	<b>76</b>	<b>709</b>	<b>0</b>	<b>27</b>	<b>93</b>	<b>67</b>	<b>187</b>	<b>0</b>	<b>26</b>	<b>1245</b>	<b>43</b>	<b>1314</b>	<b>2488</b>
07:00 AM	1	86	31	12	130	0	16	166	47	229	0	6	64	23	93	0	13	474	12	499	951
07:15 AM	1	77	54	8	140	0	19	162	72	253	0	8	88	37	133	0	20	497	24	541	1067
07:30 AM	0	90	82	11	183	1	24	209	81	315	0	20	118	39	177	0	26	492	18	536	1211
07:45 AM	0	82	61	18	161	0	16	219	52	287	0	21	70	45	136	0	17	490	27	534	1118
<b>Total</b>	<b>2</b>	<b>335</b>	<b>228</b>	<b>49</b>	<b>614</b>	<b>1</b>	<b>75</b>	<b>756</b>	<b>252</b>	<b>1084</b>	<b>0</b>	<b>55</b>	<b>340</b>	<b>144</b>	<b>539</b>	<b>0</b>	<b>76</b>	<b>1953</b>	<b>81</b>	<b>2110</b>	<b>4347</b>
08:00 AM	0	63	39	8	110	1	12	210	34	257	0	15	41	37	93	0	10	404	14	428	888
08:15 AM	0	81	43	20	144	0	25	185	38	248	0	24	53	39	116	0	13	388	18	419	927
08:30 AM	0	79	33	7	119	1	17	171	26	215	0	20	43	32	95	0	13	380	19	412	841
08:45 AM	0	70	34	8	112	0	24	223	36	283	0	24	54	25	103	0	16	346	16	378	876
<b>Total</b>	<b>0</b>	<b>293</b>	<b>149</b>	<b>43</b>	<b>485</b>	<b>2</b>	<b>78</b>	<b>789</b>	<b>134</b>	<b>1003</b>	<b>0</b>	<b>83</b>	<b>191</b>	<b>133</b>	<b>407</b>	<b>0</b>	<b>52</b>	<b>1518</b>	<b>67</b>	<b>1637</b>	<b>3532</b>
09:00 AM	0	70	32	15	117	0	13	171	42	226	0	19	39	19	77	0	18	262	13	293	713
09:15 AM	0	53	46	13	112	0	17	142	39	198	0	15	43	34	92	1	18	259	14	292	694
09:30 AM	0	0	0	0	0	0	0	0	0	0	0	0	0	0	0	0	0	1	0	1	1
*** BREAK ***																					
<b>Total</b>	<b>0</b>	<b>123</b>	<b>78</b>	<b>28</b>	<b>229</b>	<b>0</b>	<b>30</b>	<b>313</b>	<b>81</b>	<b>424</b>	<b>0</b>	<b>34</b>	<b>82</b>	<b>53</b>	<b>169</b>	<b>1</b>	<b>36</b>	<b>522</b>	<b>27</b>	<b>586</b>	<b>1408</b>
*** BREAK ***																					
10:30 AM	0	93	49	18	160	0	13	162	82	257	0	8	101	15	124	0	15	204	5	224	765
10:45 AM	0	72	35	20	127	0	22	168	64	254	0	13	35	15	63	0	14	253	11	278	722
<b>Total</b>	<b>0</b>	<b>165</b>	<b>84</b>	<b>38</b>	<b>287</b>	<b>0</b>	<b>35</b>	<b>330</b>	<b>146</b>	<b>511</b>	<b>0</b>	<b>21</b>	<b>136</b>	<b>30</b>	<b>187</b>	<b>0</b>	<b>29</b>	<b>457</b>	<b>16</b>	<b>502</b>	<b>1487</b>
11:00 AM	0	51	41	13	105	0	17	214	59	290	1	9	36	20	66	0	12	212	10	234	695
11:15 AM	0	41	33	15	89	0	12	228	61	301	0	12	30	14	56	0	13	280	12	305	751
11:30 AM	0	60	42	16	118	1	26	180	81	288	0	17	43	28	88	0	17	268	15	300	794
11:45 AM	0	81	64	16	161	0	20	258	65	343	0	20	39	30	89	0	24	257	18	299	892
<b>Total</b>	<b>0</b>	<b>233</b>	<b>180</b>	<b>60</b>	<b>473</b>	<b>1</b>	<b>75</b>	<b>880</b>	<b>266</b>	<b>1222</b>	<b>1</b>	<b>58</b>	<b>148</b>	<b>92</b>	<b>299</b>	<b>0</b>	<b>66</b>	<b>1017</b>	<b>55</b>	<b>1138</b>	<b>3132</b>
12:00 PM	0	49	34	17	100	0	25	209	71	305	0	23	39	19	81	0	27	237	10	274	760
12:15 PM	0	79	42	20	141	1	31	264	71	367	0	19	30	30	79	0	18	240	18	276	863
12:30 PM	0	57	34	15	106	1	21	238	84	344	0	18	38	31	87	1	22	280	28	331	868
12:45 PM	0	83	67	11	161	0	28	275	74	377	0	31	46	20	97	0	22	270	16	308	943
<b>Total</b>	<b>0</b>	<b>268</b>	<b>177</b>	<b>63</b>	<b>508</b>	<b>2</b>	<b>105</b>	<b>986</b>	<b>300</b>	<b>1393</b>	<b>0</b>	<b>91</b>	<b>153</b>	<b>100</b>	<b>344</b>	<b>1</b>	<b>89</b>	<b>1027</b>	<b>72</b>	<b>1189</b>	<b>3434</b>
01:00 PM	0	95	74	16	185	0	28	214	61	303	0	19	27	29	75	1	19	237	18	275	838
01:15 PM	0	62	36	23	121	0	20	288	51	359	0	11	30	19	60	0	14	222	12	248	788
*** BREAK ***																					
<b>Total</b>	<b>0</b>	<b>157</b>	<b>110</b>	<b>39</b>	<b>306</b>	<b>0</b>	<b>48</b>	<b>502</b>	<b>112</b>	<b>662</b>	<b>0</b>	<b>30</b>	<b>57</b>	<b>48</b>	<b>135</b>	<b>1</b>	<b>33</b>	<b>459</b>	<b>30</b>	<b>523</b>	<b>1626</b>
*** BREAK ***																					
02:30 PM	0	60	56	13	129	0	21	283	85	389	0	15	56	14	85	0	22	292	9	323	926
02:45 PM	1	112	126	28	267	0	23	296	72	391	0	18	60	19	97	0	22	276	10	308	1063
<b>Total</b>	<b>1</b>	<b>172</b>	<b>182</b>	<b>41</b>	<b>396</b>	<b>0</b>	<b>44</b>	<b>579</b>	<b>157</b>	<b>780</b>	<b>0</b>	<b>33</b>	<b>116</b>	<b>33</b>	<b>182</b>	<b>0</b>	<b>44</b>	<b>568</b>	<b>19</b>	<b>631</b>	<b>1989</b>
03:00 PM	1	86	64	19	170	2	28	326	97	453	1	25	64	21	111	0	19	330	14	363	1097
03:15 PM	2	44	53	25	124	0	32	378	97	507	0	17	54	16	87	0	23	335	15	373	1091
03:30 PM	0	86	61	16	163	0	35	330	102	467	0	25	52	54	131	0	21	272	19	312	1073
03:45 PM	0	82	86	19	187	0	29	432	99	560	0	23	55	22	100	0	26	315	20	361	1208
<b>Total</b>	<b>3</b>	<b>298</b>	<b>264</b>	<b>79</b>	<b>644</b>	<b>2</b>	<b>124</b>	<b>1466</b>	<b>395</b>	<b>1987</b>	<b>1</b>	<b>90</b>	<b>225</b>	<b>113</b>	<b>429</b>	<b>0</b>	<b>89</b>	<b>1252</b>	<b>68</b>	<b>1409</b>	<b>4469</b>
04:00 PM	0	48	84	31	163	0	22	381	91	494	0	25	60	16	101	0	27	283	11	321	1079

# SRF Consulting Group, Inc.

One Carlson Parkway, Suite 150  
Plymouth, MN 55447-4443

SRF No. 8060: Hwy 5  
Location: Hwy 5/CSAH 4  
Weekday Count  
SRF Consulting

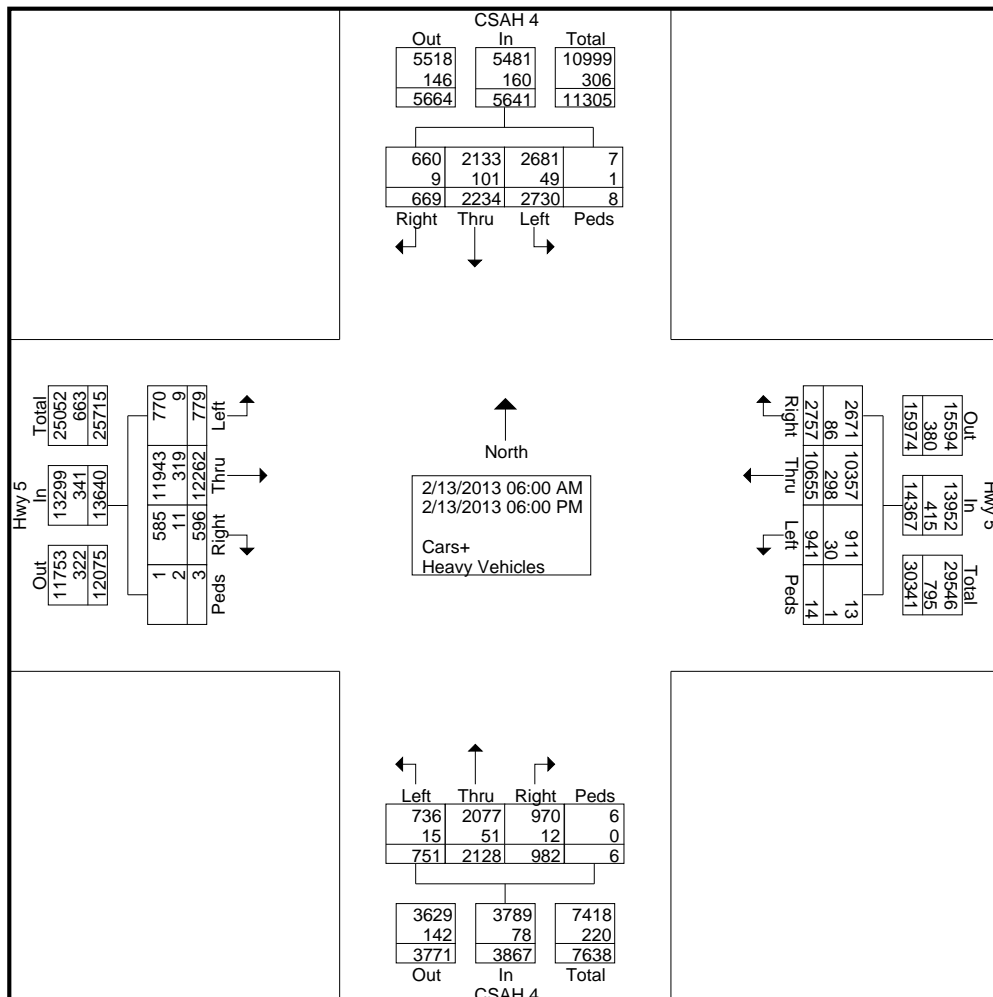
File Name : 150\_Hwy 5 & CSAH 4  
Site Code : 09281120  
Start Date : 2/13/2013  
Page No : 2

### Groups Printed- Cars+ - Heavy Vehicles

Start Time	CSAH 4 Southbound					Hwy 5 Westbound					CSAH 4 Northbound					Hwy 5 Eastbound					Int. Total
	Peds	Left	Thru	Right	App. Total	Peds	Left	Thru	Right	App. Total	Peds	Left	Thru	Right	App. Total	Peds	Left	Thru	Right	App. Total	
04:15 PM	0	67	101	16	184	0	28	472	107	607	0	23	60	18	101	0	25	254	18	297	1189
04:30 PM	0	62	86	18	166	3	35	448	117	603	2	28	48	28	106	0	20	328	12	360	1235
04:45 PM	1	67	92	28	188	0	36	407	113	556	0	28	77	17	122	0	38	271	12	321	1187
<b>Total</b>	<b>1</b>	<b>244</b>	<b>363</b>	<b>93</b>	<b>701</b>	<b>3</b>	<b>121</b>	<b>1708</b>	<b>428</b>	<b>2260</b>	<b>2</b>	<b>104</b>	<b>245</b>	<b>79</b>	<b>430</b>	<b>0</b>	<b>110</b>	<b>1136</b>	<b>53</b>	<b>1299</b>	<b>4690</b>
05:00 PM	0	68	89	26	183	2	24	456	89	571	2	33	61	20	116	0	24	312	14	350	1220
05:15 PM	0	54	91	29	174	0	23	473	118	614	0	24	82	23	129	0	39	306	18	363	1280
05:30 PM	0	62	94	32	188	1	38	433	73	545	0	32	103	14	149	0	24	243	17	284	1166
05:45 PM	0	78	77	20	175	0	38	434	130	602	0	36	96	33	165	0	42	247	16	305	1247
<b>Total</b>	<b>0</b>	<b>262</b>	<b>351</b>	<b>107</b>	<b>720</b>	<b>3</b>	<b>123</b>	<b>1796</b>	<b>410</b>	<b>2332</b>	<b>2</b>	<b>125</b>	<b>342</b>	<b>90</b>	<b>559</b>	<b>0</b>	<b>129</b>	<b>1108</b>	<b>65</b>	<b>1302</b>	<b>4913</b>

\*\*\* BREAK \*\*\*

Grand Total	8	2730	2234	669	5641	14	941	10655	2757	14367	6	751	2128	982	3867	3	779	12262	596	13640	37515
Apprch %	0.1	48.4	39.6	11.9		0.1	6.5	74.2	19.2		0.2	19.4	55	25.4		0	5.7	89.9	4.4		
Total %	0	7.3	6	1.8	15	0	2.5	28.4	7.3	38.3	0	2	5.7	2.6	10.3	0	2.1	32.7	1.6	36.4	
Cars+	7	2681	2133	660	5481	13	911	10357	2671	13952	6	736	2077	970	3789	1	770	11943	585	13299	36521
% Cars+	87.5	98.2	95.5	98.7	97.2	92.9	96.8	97.2	96.9	97.1	100	98	97.6	98.8	98	33.3	98.8	97.4	98.2	97.5	97.4
Heavy Vehicles	1	49	101	9	160	1	30	298	86	415	0	15	51	12	78	2	9	319	11	341	994
% Heavy Vehicles	12.5	1.8	4.5	1.3	2.8	7.1	3.2	2.8	3.1	2.9	0	2	2.4	1.2	2	66.7	1.2	2.6	1.8	2.5	2.6



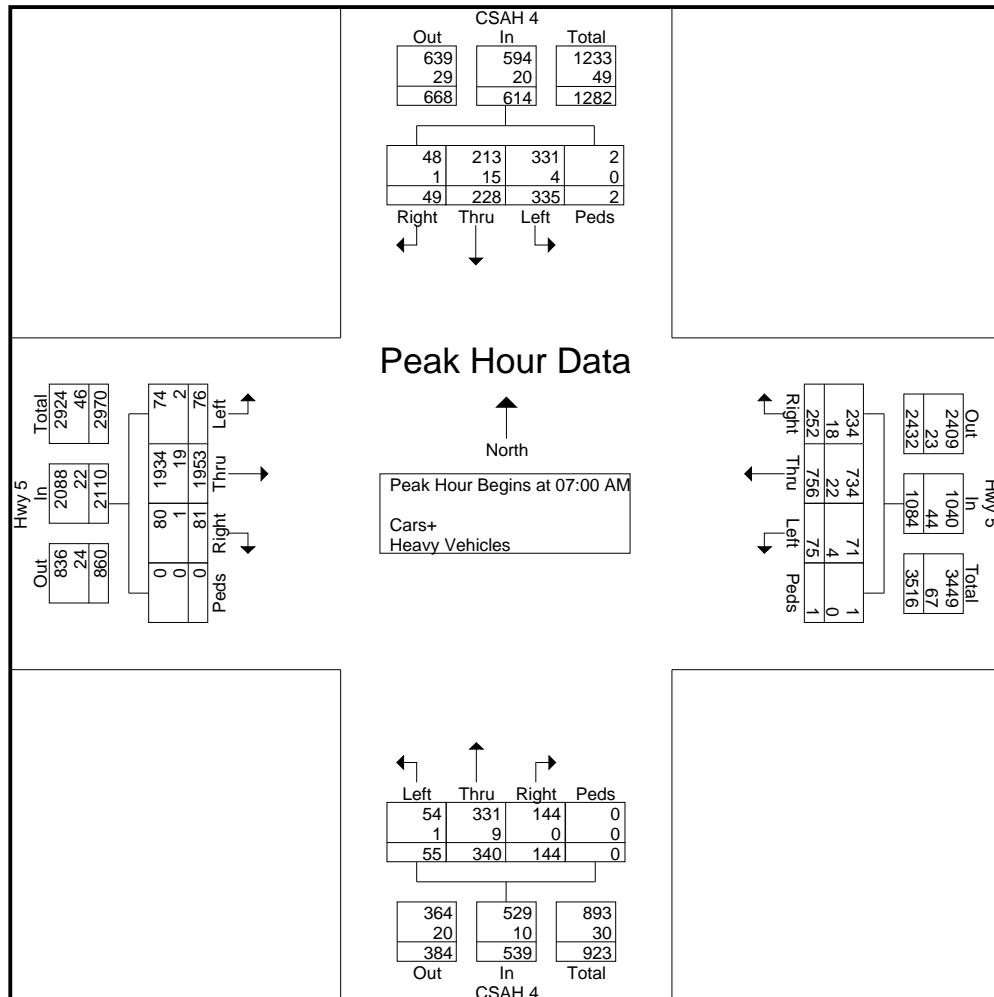
# SRF Consulting Group, Inc.

One Carlson Parkway, Suite 150  
Plymouth, MN 55447-4443

SRF No. 8060: Hwy 5  
Location: Hwy 5/CSAH 4  
Weekday Count  
SRF Consulting

File Name : 150\_Hwy 5 & CSAH 4  
Site Code : 09281120  
Start Date : 2/13/2013  
Page No : 3

Start Time	CSAH 4 Southbound					Hwy 5 Westbound					CSAH 4 Northbound					Hwy 5 Eastbound					Int. Total
	Peds	Left	Thru	Right	App. Total	Peds	Left	Thru	Right	App. Total	Peds	Left	Thru	Right	App. Total	Peds	Left	Thru	Right	App. Total	
Peak Hour Analysis From 06:00 AM to 08:45 AM - Peak 1 of 1																					
Peak Hour for Entire Intersection Begins at 07:00 AM																					
07:00 AM	1	86	31	12	130	0	16	166	47	229	0	6	64	23	93	0	13	474	12	499	951
07:15 AM	1	77	54	8	140	0	19	162	72	253	0	8	88	37	133	0	20	497	24	541	1067
07:30 AM	0	90	82	11	183	1	24	209	81	315	0	20	118	39	177	0	26	492	18	536	1211
07:45 AM	0	82	61	18	161	0	16	219	52	287	0	21	70	45	136	0	17	490	27	534	1118
Total Volume	2	335	228	49	614	1	75	756	252	1084	0	55	340	144	539	0	76	1953	81	2110	4347
% App. Total	0.3	54.6	37.1	8		0.1	6.9	69.7	23.2		0	10.2	63.1	26.7		0	3.6	92.6	3.8		
PHF	.500	.931	.695	.681	.839	.250	.781	.863	.778	.860	.000	.655	.720	.800	.761	.000	.731	.982	.750	.975	.897
Cars+	2	331	213	48	594	1	71	734	234	1040	0	54	331	144	529	0	74	1934			
% Cars+	100	98.8	93.4	98.0	96.7	100	94.7	97.1	92.9	95.9	0	98.2	97.4	100	98.1	0	97.4	99.0	98.8	99.0	97.8
Heavy Vehicles	0	4	15	1	20	0	4	22	18	44	0	1	9	0	10	0	2	19	1	22	96
% Heavy Vehicles	0	1.2	6.6	2.0	3.3	0	5.3	2.9	7.1	4.1	0	1.8	2.6	0	1.9	0	2.6	1.0	1.2	1.0	2.2



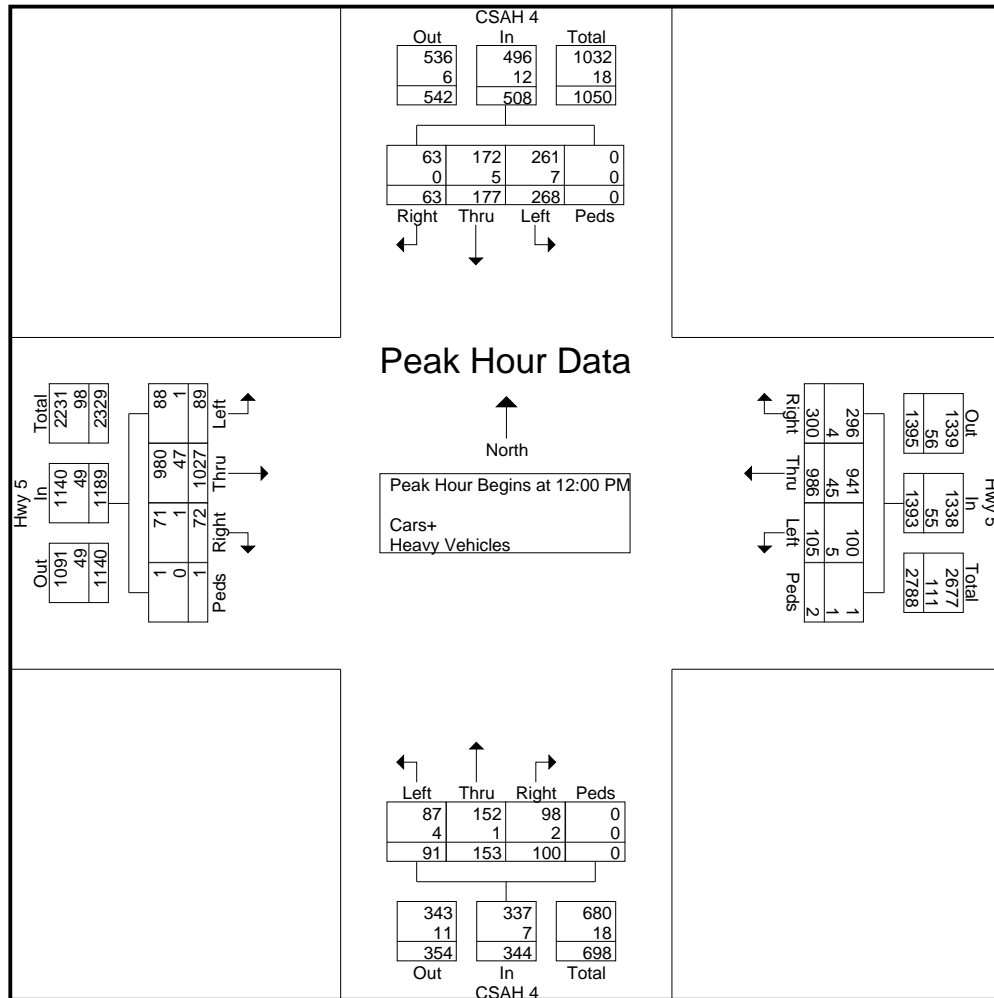
# SRF Consulting Group, Inc.

One Carlson Parkway, Suite 150  
Plymouth, MN 55447-4443

SRF No. 8060: Hwy 5  
Location: Hwy 5/CSAH 4  
Weekday Count  
SRF Consulting

File Name : 150\_Hwy 5 & CSAH 4  
Site Code : 09281120  
Start Date : 2/13/2013  
Page No : 4

Start Time	CSAH 4 Southbound					Hwy 5 Westbound					CSAH 4 Northbound					Hwy 5 Eastbound					Int. Total
	Peds	Left	Thru	Right	App. Total	Peds	Left	Thru	Right	App. Total	Peds	Left	Thru	Right	App. Total	Peds	Left	Thru	Right	App. Total	
Peak Hour Analysis From 09:00 AM to 12:45 PM - Peak 1 of 1																					
Peak Hour for Entire Intersection Begins at 12:00 PM																					
12:00 PM	0	49	34	17	100	0	25	209	71	305	0	23	39	19	81	0	27	237	10	274	760
12:15 PM	0	79	42	20	141	1	31	264	71	367	0	19	30	30	79	0	18	240	18	276	863
12:30 PM	0	57	34	15	106	1	21	238	84	344	0	18	38	31	87	1	22	280	28	331	868
12:45 PM	0	83	67	11	161	0	28	275	74	377	0	31	46	20	97	0	22	270	16	308	943
Total Volume	0	268	177	63	508	2	105	986	300	1393	0	91	153	100	344	1	89	1027	72	1189	3434
% App. Total	0	52.8	34.8	12.4		0.1	7.5	70.8	21.5		0	26.5	44.5	29.1		0.1	7.5	86.4	6.1		
PHF	.000	.807	.660	.788	.789	.500	.847	.896	.893	.924	.000	.734	.832	.806	.887	.250	.824	.917	.643	.898	.910
Cars+	0	261	172	63	496	1	100	941	296	1338	0	87	152	98	337	1	88	980	71	1140	3311
% Cars+	0	97.4	97.2	100	97.6	50.0	95.2	95.4	98.7	96.1	0	95.6	99.3	98.0	98.0	100	98.9	95.4	98.6	95.9	96.4
Heavy Vehicles																					
% Heavy Vehicles	0	2.6	2.8	0	2.4	50.0	4.8	4.6	1.3	3.9	0	4.4	0.7	2.0	2.0	0	1.1	4.6	1.4	4.1	3.6



# SRF Consulting Group, Inc.

One Carlson Parkway, Suite 150  
Plymouth, MN 55447-4443

SRF No. 8060: Hwy 5  
Location: Hwy 5/CSAH 4  
Weekday Count  
SRF Consulting

File Name : 150\_Hwy 5 & CSAH 4  
Site Code : 09281120  
Start Date : 2/13/2013  
Page No : 5

Start Time	CSAH 4 Southbound					Hwy 5 Westbound					CSAH 4 Northbound					Hwy 5 Eastbound					Int. Total
	Peds	Left	Thru	Right	App. Total	Peds	Left	Thru	Right	App. Total	Peds	Left	Thru	Right	App. Total	Peds	Left	Thru	Right	App. Total	
Peak Hour Analysis From 01:00 PM to 04:45 PM - Peak 1 of 1																					
Peak Hour for Entire Intersection Begins at 03:45 PM																					
03:45 PM	0	82	86	19	187	0	29	432	99	560	0	23	55	22	100	0	26	315	20	361	1208
04:00 PM	0	48	84	31	163	0	22	381	91	494	0	25	60	16	101	0	27	283	11	321	1079
04:15 PM	0	67	101	16	184	0	28	472	107	607	0	23	60	18	101	0	25	254	18	297	1189
04:30 PM	0	62	86	18	166	3	35	448	117	603	2	28	48	28	106	0	20	328	12	360	1235
Total Volume	0	259	357	84	700	3	114	1733	414	2264	2	99	223	84	408	0	98	1180	61	1339	4711
% App. Total	0	37	51	12		0.1	5	76.5	18.3		0.5	24.3	54.7	20.6		0	7.3	88.1	4.6		
PHF	.000	.790	.884	.677	.936	.250	.814	.918	.885	.932	.250	.884	.929	.750	.962	.000	.907	.899	.763	.927	.954
Cars+	0	255	342	83	680	3	113	1709												1159	
% Cars+	0	98.5	95.8	98.8	97.1	100	99.1	98.6	99.0	98.7	100	99.0	96.4	100	97.8	0	100	98.2	98.4	98.4	98.3
Heavy Vehicles	0	4	15	1	20	0	1	24	4	29	0	1	8	0	9	0	0	21	1	22	80
% Heavy Vehicles	0	1.5	4.2	1.2	2.9	0	0.9	1.4	1.0	1.3	0	1.0	3.6	0	2.2	0	0	1.8	1.6	1.6	1.7

