

Location: TH 65 at TH 10 North Ramp
 Count Date: 4/11/2017
 Counted By: JDA



TURNING MOVEMENT COUNT DATA
 All Vehicles

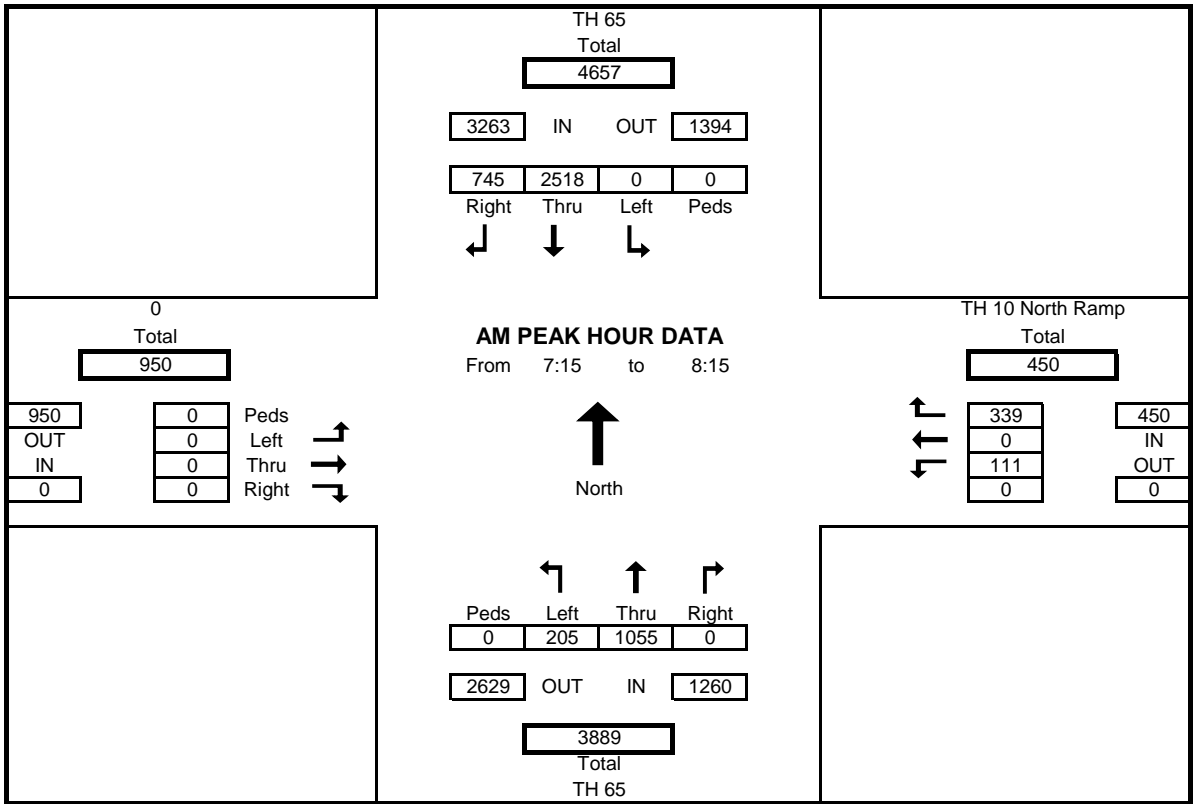
Start Time	TH 65				TH 10 North Ramp				TH 65				0				Int. Total
	Southbound				Westbound				Northbound				Eastbound				
	Left	Thru	Right	Peds	Left	Thru	Right	Peds	Left	Thru	Right	Peds	Left	Thru	Right	Peds	
6:00	0	596	143	0	15	0	42	0	25	99	0	0	0	0	0	0	920
6:15	0	579	132	0	22	0	55	0	39	139	0	0	0	0	0	0	966
6:30	0	654	151	0	26	0	75	0	39	202	0	0	0	0	0	0	1147
6:45	0	628	191	0	15	0	76	0	37	259	0	0	0	0	0	0	1206
7:00	0	598	177	0	21	0	70	0	42	211	0	0	0	0	0	0	1119
7:15	0	703	213	0	23	0	79	0	53	244	0	0	0	0	0	0	1315
7:30	0	619	170	0	31	0	88	0	62	264	0	0	0	0	0	0	1234
7:45	0	616	171	0	23	0	85	0	43	277	0	0	0	0	0	0	1215
8:00	0	580	191	0	34	0	87	0	47	270	0	0	0	0	0	0	1209
8:15	0	505	158	0	27	0	73	0	63	236	0	0	0	0	0	0	1062
8:30	0	507	189	0	21	0	69	0	48	243	0	0	0	0	0	0	1077
8:45	0	416	124	0	27	0	92	0	56	274	0	0	0	0	0	0	989
9:00	0	428	130	0	28	1	72	0	56	261	0	0	0	0	0	0	976
9:15	0	396	125	0	19	0	81	0	44	251	0	0	0	0	0	0	916
9:30	0	407	128	0	18	0	82	0	59	271	0	0	0	0	0	0	965
9:45	0	296	130	0	28	0	99	0	49	279	0	0	0	0	0	0	881
10:00	0	316	120	0	13	0	80	0	62	246	0	0	0	0	0	0	837
10:15	0	318	113	0	16	0	70	0	46	276	0	0	0	0	0	0	839
10:30	0	292	128	0	27	0	75	0	59	262	0	0	0	0	0	0	843
10:45	0	306	113	0	21	0	94	0	49	297	0	0	0	0	0	0	880
11:00	0	306	142	0	17	0	84	0	46	294	0	0	0	0	0	0	889
11:15	0	299	122	0	20	0	90	0	65	295	0	0	0	0	0	0	891
11:30	0	333	117	0	22	0	90	0	58	323	0	0	0	0	0	0	943
11:45	0	313	109	0	22	0	100	0	55	314	0	0	0	0	0	0	913
12:00	0	303	105	0	27	1	101	0	53	321	0	0	0	0	0	0	911
12:15	0	317	149	0	23	0	93	0	79	325	0	0	0	0	0	0	986
12:30	0	348	123	0	20	0	88	0	66	330	0	0	0	0	0	0	975
12:45	0	338	115	0	21	1	93	0	52	330	0	0	0	0	0	0	950
13:00	0	325	119	0	17	0	84	0	61	335	0	0	0	0	0	0	941
13:15	0	313	133	0	13	0	108	0	61	370	0	0	0	0	0	0	998
13:30	0	309	123	0	21	0	95	0	76	341	0	0	0	0	0	0	965
13:45	0	290	126	0	22	0	99	0	71	349	0	0	0	0	0	0	957
14:00	0	314	132	0	25	1	123	0	84	379	0	0	0	0	0	0	1058
14:15	0	301	125	0	19	0	159	0	79	391	0	0	0	0	0	0	1074
14:30	0	307	134	0	22	0	163	0	107	508	0	0	0	0	0	0	1241
14:45	0	310	131	0	18	0	148	0	99	510	0	0	0	0	0	0	1216
15:00	0	295	122	0	29	0	130	0	104	576	0	0	0	0	0	0	1256
15:15	0	268	109	0	28	0	143	0	115	573	0	0	0	0	0	0	1236
15:30	0	325	165	0	33	0	130	0	111	559	0	0	0	0	0	0	1323
15:45	0	265	107	0	27	0	142	0	116	571	0	0	0	0	0	0	1228
16:00	0	323	147	0	24	0	107	0	123	506	0	0	0	0	0	0	1230
16:15	0	327	146	0	10	1	101	0	101	577	0	0	0	0	0	0	1263
16:30	0	307	174	0	18	0	108	0	148	561	0	0	0	0	0	0	1316
16:45	0	294	164	0	22	0	101	0	145	579	0	0	0	0	0	0	1305
17:00	0	321	175	0	18	0	115	0	129	603	0	0	0	0	0	0	1361
17:15	0	253	149	0	22	0	105	0	150	589	0	0	0	0	0	0	1268
17:30	0	343	172	0	17	0	92	0	93	641	0	0	0	0	0	0	1358
17:45	0	227	141	0	22	0	133	0	130	648	0	0	0	0	0	0	1301
18:00	0	309	151	0	21	0	135	0	108	512	0	0	0	0	0	0	1236
18:15	0	256	110	0	16	0	147	0	86	541	0	0	0	0	0	0	1156
18:30	0	264	105	0	16	0	115	0	81	510	0	0	0	0	0	0	1091
18:45	0	270	124	0	8	0	109	0	75	551	0	0	0	0	0	0	1137
Total	0	19433	7263	0	1115	5	5175	0	3905	19673	0	0	0	0	0	0	56569
Cars+	0	18837	6943	0	1053	5	4847	0	3779	19103	0	0	0	0	0	0	54567
Trucks	0	596	320	0	62	0	328	0	126	570	0	0	0	0	0	0	2002
% Trucks	0.0	3.2	4.6	0.0	5.9	0.0	6.8	0.0	3.3	3.0	0.0	0.0	0.0	0.0	0.0	0.0	3.7
		3.6				6.6				3.0				0.0			

Location: TH 65 at TH 10 North Ramp
 Count Date: 4/11/2017
 Counted By: JDA



AM PEAK HOUR TURNING MOVEMENT DATA
 All Vehicles

Start Time	TH 65				TH 10 North Ramp				TH 65				0				Int. Total	
	Southbound				Westbound				Northbound				Eastbound					
	Left	Thru	Right	Peds	Left	Thru	Right	Peds	Left	Thru	Right	Peds	Left	Thru	Right	Peds		
7:15	0	703	213	0	23	0	79	0	53	244	0	0	0	0	0	0	0	1315
7:30	0	619	170	0	31	0	88	0	62	264	0	0	0	0	0	0	0	1234
7:45	0	616	171	0	23	0	85	0	43	277	0	0	0	0	0	0	0	1215
8:00	0	580	191	0	34	0	87	0	47	270	0	0	0	0	0	0	0	1209
Total	0	2518	745	0	111	0	339	0	205	1055	0	0	0	0	0	0	0	4973
% App. Total	0.0	77.2	22.8	0.0	3.4	0.0	10.4	0.0	6.3	32.3	0.0	0.0	0.0	0.0	0.0	0.0	0.0	
PHF	0.000	0.895	0.874	0.000	0.816	0.000	0.963	0.000	0.827	0.952	0.000	0.000	0.000	0.000	0.000	0.000	0.000	0.945
% Trucks	0.0	2.3	3.5	0.0	4.7	0.0	10.1	0.0	3.5	5.0	0.0	0.0	0.0	0.0	0.0	0.0	0.0	3.6
		2.5			8.7				4.7									

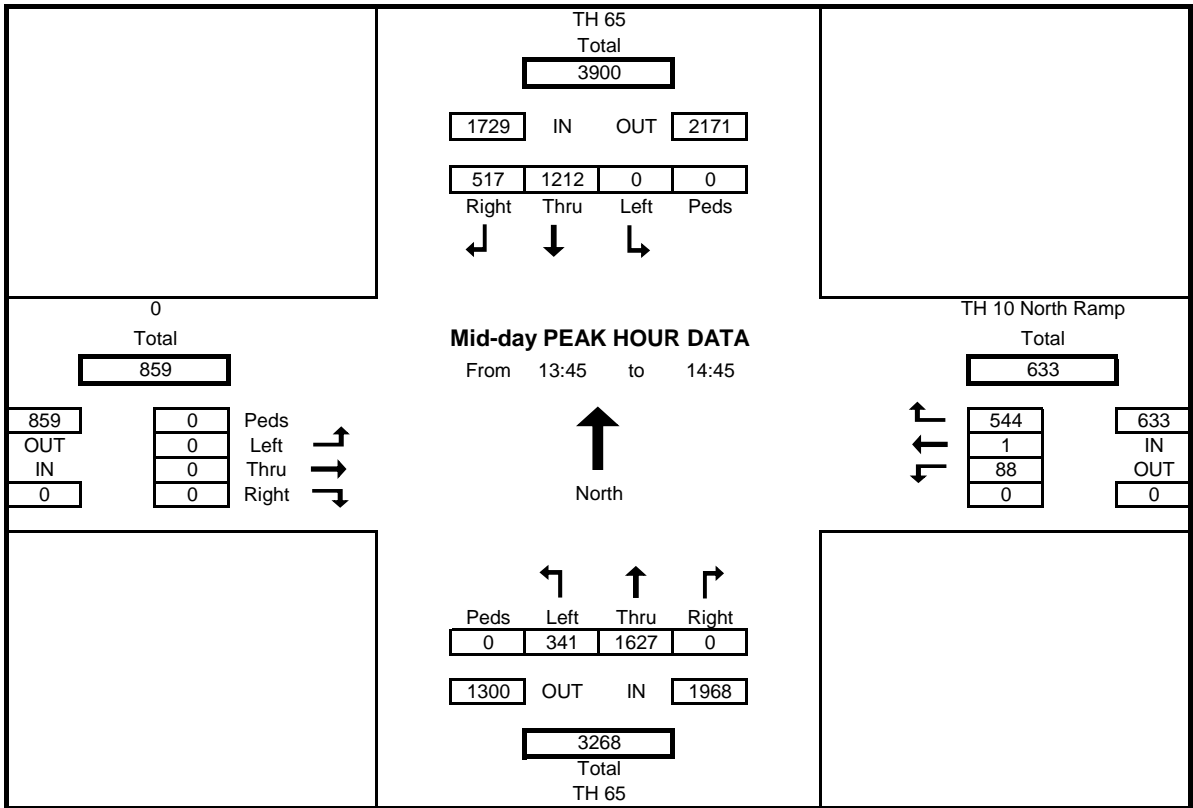


Location: TH 65 at TH 10 North Ramp
 Count Date: 4/11/2017
 Counted By: JDA



Mid-Day PEAK HOUR TURNING MOVEMENT DATA
 All Vehicles

Start Time	TH 65				TH 10 North Ramp				TH 65				0				Int. Total	
	Southbound				Westbound				Northbound				Eastbound					
	Left	Thru	Right	Peds	Left	Thru	Right	Peds	Left	Thru	Right	Peds	Left	Thru	Right	Peds		
13:45	0	290	126	0	22	0	99	0	71	349	0	0	0	0	0	0	0	957
14:00	0	314	132	0	25	1	123	0	84	379	0	0	0	0	0	0	0	1058
14:15	0	301	125	0	19	0	159	0	79	391	0	0	0	0	0	0	0	1074
14:30	0	307	134	0	22	0	163	0	107	508	0	0	0	0	0	0	0	1241
Total	0	1212	517	0	88	1	544	0	341	1627	0	0	0	0	0	0	0	4330
% App. Total	0.0	70.1	29.9	0.0	5.1	0.1	31.5	0.0	19.7	94.1	0.0	0.0	0.0	0.0	0.0	0.0	0.0	
PHF	0.000	0.965	0.965	0.000	0.880	0.250	0.834	0.000	0.797	0.801	0.000	0.000	0.000	0.000	0.000	0.000	0.000	0.872
% Trucks	0.0	3.2	7.0	0.0	10.0	0.0	6.9	0.0	3.3	2.6	0.0	0.0	0.0	0.0	0.0	0.0	0.0	4.0
		4.3			7.3				2.7						0.0			



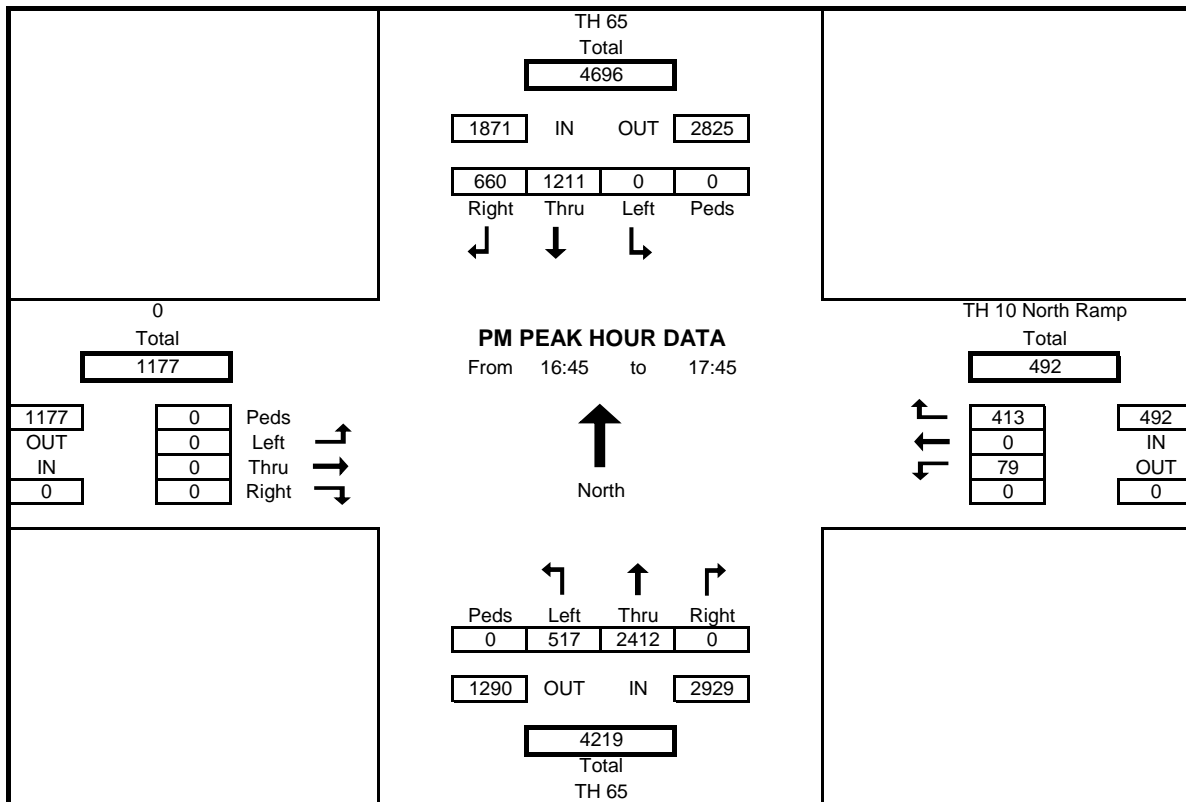
Location: TH 65 at TH 10 North Ramp
 Count Date: 4/11/2017
 Counted By: JDA



AM PEAK HOUR TURNING MOVEMENT DATA

All Vehicles

Start Time	TH 65				TH 10 North Ramp				TH 65				0				Int. Total	
	Southbound				Westbound				Northbound				Eastbound					
	Left	Thru	Right	Peds	Left	Thru	Right	Peds	Left	Thru	Right	Peds	Left	Thru	Right	Peds		
16:45	0	294	164	0	22	0	101	0	145	579	0	0	0	0	0	0	0	1305
17:00	0	321	175	0	18	0	115	0	129	603	0	0	0	0	0	0	0	1361
17:15	0	253	149	0	22	0	105	0	150	589	0	0	0	0	0	0	0	1268
17:30	0	343	172	0	17	0	92	0	93	641	0	0	0	0	0	0	0	1358
Total	0	1211	660	0	79	0	413	0	517	2412	0	0	0	0	0	0	0	5292
% App. Total	0.0	64.7	35.3	0.0	4.2	0.0	22.1	0.0	27.6	128.9	0.0	0.0	0.0	0.0	0.0	0.0	0.0	
PHF	0.000	0.883	0.943	0.000	0.898	0.000	0.898	0.000	0.862	0.941	0.000	0.000	0.000	0.000	0.000	0.000	0.000	0.972
% Trucks	0.0	1.5	2.5	0.0	1.3	0.0	2.5	0.0	0.8	1.1	0.0	0.0	0.0	0.0	0.0	0.0	0.0	1.4
		1.9			2.3				1.0									



Location: TH 65 at TH 10 North Ramp
 Count Date: 4/11/2017
 Counted By: JDA



TURNING MOVEMENT COUNT DATA

Cars+

Start Time	TH 65				TH 10 North Ramp				TH 65				0				Int. Total
	Southbound				Westbound				Northbound				Eastbound				
	Left	Thru	Right	Peds	Left	Thru	Right	Peds	Left	Thru	Right	Peds	Left	Thru	Right	Peds	
6:00	0	583	140	0	15	0	35	0	22	96	0	0	0	0	0	0	891
6:15	0	563	125	0	21	0	50	0	38	131	0	0	0	0	0	0	928
6:30	0	640	145	0	25	0	73	0	37	192	0	0	0	0	0	0	1112
6:45	0	620	186	0	13	0	71	0	34	252	0	0	0	0	0	0	1176
7:00	0	588	173	0	19	0	60	0	40	200	0	0	0	0	0	0	1080
7:15	0	689	208	0	21	0	73	0	52	235	0	0	0	0	0	0	1278
7:30	0	603	164	0	30	0	81	0	60	249	0	0	0	0	0	0	1187
7:45	0	602	163	0	21	0	78	0	42	261	0	0	0	0	0	0	1167
8:00	0	568	185	0	34	0	76	0	44	260	0	0	0	0	0	0	1167
8:15	0	492	153	0	25	0	68	0	61	225	0	0	0	0	0	0	1024
8:30	0	489	185	0	21	0	65	0	46	231	0	0	0	0	0	0	1037
8:45	0	397	116	0	26	0	83	0	55	256	0	0	0	0	0	0	933
9:00	0	410	123	0	28	1	66	0	51	247	0	0	0	0	0	0	926
9:15	0	380	118	0	18	0	69	0	41	242	0	0	0	0	0	0	868
9:30	0	395	122	0	18	0	72	0	58	261	0	0	0	0	0	0	926
9:45	0	285	124	0	27	0	92	0	45	265	0	0	0	0	0	0	838
10:00	0	299	110	0	11	0	69	0	55	238	0	0	0	0	0	0	782
10:15	0	306	109	0	16	0	61	0	41	256	0	0	0	0	0	0	789
10:30	0	280	120	0	24	0	69	0	56	256	0	0	0	0	0	0	805
10:45	0	285	110	0	19	0	81	0	48	290	0	0	0	0	0	0	833
11:00	0	288	129	0	16	0	76	0	43	281	0	0	0	0	0	0	833
11:15	0	288	113	0	20	0	83	0	63	286	0	0	0	0	0	0	853
11:30	0	325	114	0	20	0	85	0	55	306	0	0	0	0	0	0	905
11:45	0	291	104	0	22	0	92	0	52	304	0	0	0	0	0	0	865
12:00	0	290	99	0	24	1	85	0	52	303	0	0	0	0	0	0	854
12:15	0	304	137	0	21	0	85	0	75	306	0	0	0	0	0	0	928
12:30	0	336	114	0	20	0	87	0	64	312	0	0	0	0	0	0	933
12:45	0	316	106	0	18	1	83	0	50	315	0	0	0	0	0	0	889
13:00	0	310	111	0	15	0	72	0	60	325	0	0	0	0	0	0	893
13:15	0	303	124	0	13	0	106	0	59	352	0	0	0	0	0	0	957
13:30	0	301	113	0	19	0	89	0	72	330	0	0	0	0	0	0	924
13:45	0	282	115	0	22	0	93	0	70	339	0	0	0	0	0	0	921
14:00	0	305	125	0	25	1	117	0	81	368	0	0	0	0	0	0	1022
14:15	0	294	118	0	15	0	144	0	76	385	0	0	0	0	0	0	1032
14:30	0	293	125	0	18	0	155	0	103	494	0	0	0	0	0	0	1188
14:45	0	293	125	0	18	0	142	0	95	494	0	0	0	0	0	0	1167
15:00	0	286	120	0	28	0	126	0	99	556	0	0	0	0	0	0	1215
15:15	0	260	105	0	26	0	132	0	113	566	0	0	0	0	0	0	1202
15:30	0	310	155	0	31	0	126	0	108	547	0	0	0	0	0	0	1277
15:45	0	256	101	0	26	0	137	0	113	559	0	0	0	0	0	0	1192
16:00	0	316	140	0	21	0	104	0	118	494	0	0	0	0	0	0	1193
16:15	0	317	142	0	9	1	99	0	100	573	0	0	0	0	0	0	1241
16:30	0	297	171	0	17	0	106	0	147	556	0	0	0	0	0	0	1294
16:45	0	289	162	0	22	0	99	0	143	575	0	0	0	0	0	0	1290
17:00	0	319	168	0	17	0	115	0	129	595	0	0	0	0	0	0	1343
17:15	0	249	146	0	22	0	99	0	149	582	0	0	0	0	0	0	1247
17:30	0	336	168	0	17	0	90	0	92	634	0	0	0	0	0	0	1337
17:45	0	223	139	0	21	0	132	0	130	636	0	0	0	0	0	0	1281
18:00	0	305	147	0	19	0	134	0	104	506	0	0	0	0	0	0	1215
18:15	0	251	106	0	16	0	145	0	85	531	0	0	0	0	0	0	1134
18:30	0	263	100	0	15	0	112	0	79	505	0	0	0	0	0	0	1074
18:45	0	267	122	0	8	0	105	0	74	545	0	0	0	0	0	0	1121
Total	0	18837	6943	0	1053	5	4847	0	3779	19103	0	0	0	0	0	0	54567
Cars+	0	18837	6943	0	1053	5	4847	0	3779	19103	0	0	0	0	0	0	54567
Trucks	0	596	320	0	62	0	328	0	126	570	0	0	0	0	0	0	2002
% Trucks	0.0	3.2	4.6	0.0	5.9	0.0	6.8	0.0	3.3	3.0	0.0	0.0	0.0	0.0	0.0	0.0	3.7
		3.6				6.6				3.0				0.0			

Location: TH 65 at TH 10 North Ramp
 Count Date: 4/11/2017
 Counted By: JDA



TURNING MOVEMENT COUNT DATA
 Heavy Vehicles

Start Time	TH 65				TH 10 North Ramp				TH 65				0				Int. Total
	Southbound				Westbound				Northbound				Eastbound				
	Left	Thru	Right	Bikes	Left	Thru	Right	Bikes	Left	Thru	Right	Bikes	Left	Thru	Right	Bikes	
6:00	0	13	3	0	0	0	7	0	3	3	0	0	0	0	0	0	29
6:15	0	16	7	0	1	0	5	0	1	8	0	0	0	0	0	0	38
6:30	0	14	6	0	1	0	2	0	2	10	0	0	0	0	0	0	35
6:45	0	8	5	0	2	0	5	0	3	7	0	0	0	0	0	0	30
7:00	0	10	4	0	2	0	10	0	2	11	0	0	0	0	0	0	39
7:15	0	14	5	0	2	0	6	0	1	9	0	0	0	0	0	0	37
7:30	0	16	6	0	1	0	7	0	2	15	0	0	0	0	0	0	47
7:45	0	14	8	0	2	0	7	0	1	16	0	0	0	0	0	0	48
8:00	0	12	6	0	0	0	11	0	3	10	0	0	0	0	0	0	42
8:15	0	13	5	0	2	0	5	0	2	11	0	0	0	0	0	0	38
8:30	0	18	4	0	0	0	4	0	2	12	0	0	0	0	0	0	40
8:45	0	19	8	0	1	0	9	0	1	18	0	0	0	0	0	0	56
9:00	0	18	7	0	0	0	6	0	5	14	0	0	0	0	0	0	50
9:15	0	16	7	0	1	0	12	0	3	9	0	0	0	0	0	0	48
9:30	0	12	6	0	0	0	10	0	1	10	0	0	0	0	0	0	39
9:45	0	11	6	0	1	0	7	0	4	14	0	0	0	0	0	0	43
10:00	0	17	10	0	2	0	11	0	7	8	0	0	0	0	0	0	55
10:15	0	12	4	0	0	0	9	0	5	20	0	0	0	0	0	0	50
10:30	0	12	8	0	3	0	6	0	3	6	0	0	0	0	0	0	38
10:45	0	21	3	0	2	0	13	0	1	7	0	0	0	0	0	0	47
11:00	0	18	13	0	1	0	8	0	3	13	0	0	0	0	0	0	56
11:15	0	11	9	0	0	0	7	0	2	9	0	0	0	0	0	0	38
11:30	0	8	3	0	2	0	5	0	3	17	0	0	0	0	0	0	38
11:45	0	22	5	0	0	0	8	0	3	10	0	0	0	0	0	0	48
12:00	0	13	6	0	3	0	16	0	1	18	0	0	0	0	0	0	57
12:15	0	13	12	0	2	0	8	0	4	19	0	0	0	0	0	0	58
12:30	0	12	9	0	0	0	1	0	2	18	0	0	0	0	0	0	42
12:45	0	22	9	0	3	0	10	0	2	15	0	0	0	0	0	0	61
13:00	0	15	8	0	2	0	12	0	1	10	0	0	0	0	0	0	48
13:15	0	10	9	0	0	0	2	0	2	18	0	0	0	0	0	0	41
13:30	0	8	10	0	2	0	6	0	4	11	0	0	0	0	0	0	41
13:45	0	8	11	0	0	0	6	0	1	10	0	0	0	0	0	0	36
14:00	0	9	7	0	0	0	6	0	3	11	0	0	0	0	0	0	36
14:15	0	7	7	0	4	0	15	0	3	6	0	0	0	0	0	0	42
14:30	0	14	9	0	4	0	8	0	4	14	0	0	0	0	0	0	53
14:45	0	17	6	0	0	0	6	0	4	16	0	0	0	0	0	0	49
15:00	0	9	2	0	1	0	4	0	5	20	0	0	0	0	0	0	41
15:15	0	8	4	0	2	0	11	0	2	7	0	0	0	0	0	0	34
15:30	0	15	10	0	2	0	4	0	3	12	0	0	0	0	0	0	46
15:45	0	9	6	0	1	0	5	0	3	12	0	0	0	0	0	0	36
16:00	0	7	7	0	3	0	3	0	5	12	0	0	0	0	0	0	37
16:15	0	10	4	0	1	0	2	0	1	4	0	0	0	0	0	0	22
16:30	0	10	3	0	1	0	2	0	1	5	0	0	0	0	0	0	22
16:45	0	5	2	0	0	0	2	0	2	4	0	0	0	0	0	0	15
17:00	0	2	7	0	1	0	0	0	0	8	0	0	0	0	0	0	18
17:15	0	4	3	0	0	0	6	0	1	7	0	0	0	0	0	0	21
17:30	0	7	4	0	0	0	2	0	1	7	0	0	0	0	0	0	21
17:45	0	4	2	0	1	0	1	0	0	12	0	0	0	0	0	0	20
18:00	0	4	4	0	2	0	1	0	4	6	0	0	0	0	0	0	21
18:15	0	5	4	0	0	0	2	0	1	10	0	0	0	0	0	0	22
18:30	0	1	5	0	1	0	3	0	2	5	0	0	0	0	0	0	17
18:45	0	3	2	0	0	0	4	0	1	6	0	0	0	0	0	0	16
Total	0	596	320	0	62	0	328	0	126	570	0	0	0	0	0	0	2002
Cars+	0	18837	6943	0	1053	5	4847	0	3779	19103	0	0	0	0	0	0	54567
Trucks	0	596	320	0	62	0	328	0	126	570	0	0	0	0	0	0	2002
% Trucks	0.0	3.2	4.6	0.0	5.9	0.0	6.8	0.0	3.3	3.0	0.0	0.0	0.0	0.0	0.0	0.0	3.7
		3.6				6.6				3.0				0.0			