

**MINNESOTA DEPARTMENT of TRANSPORTATION**

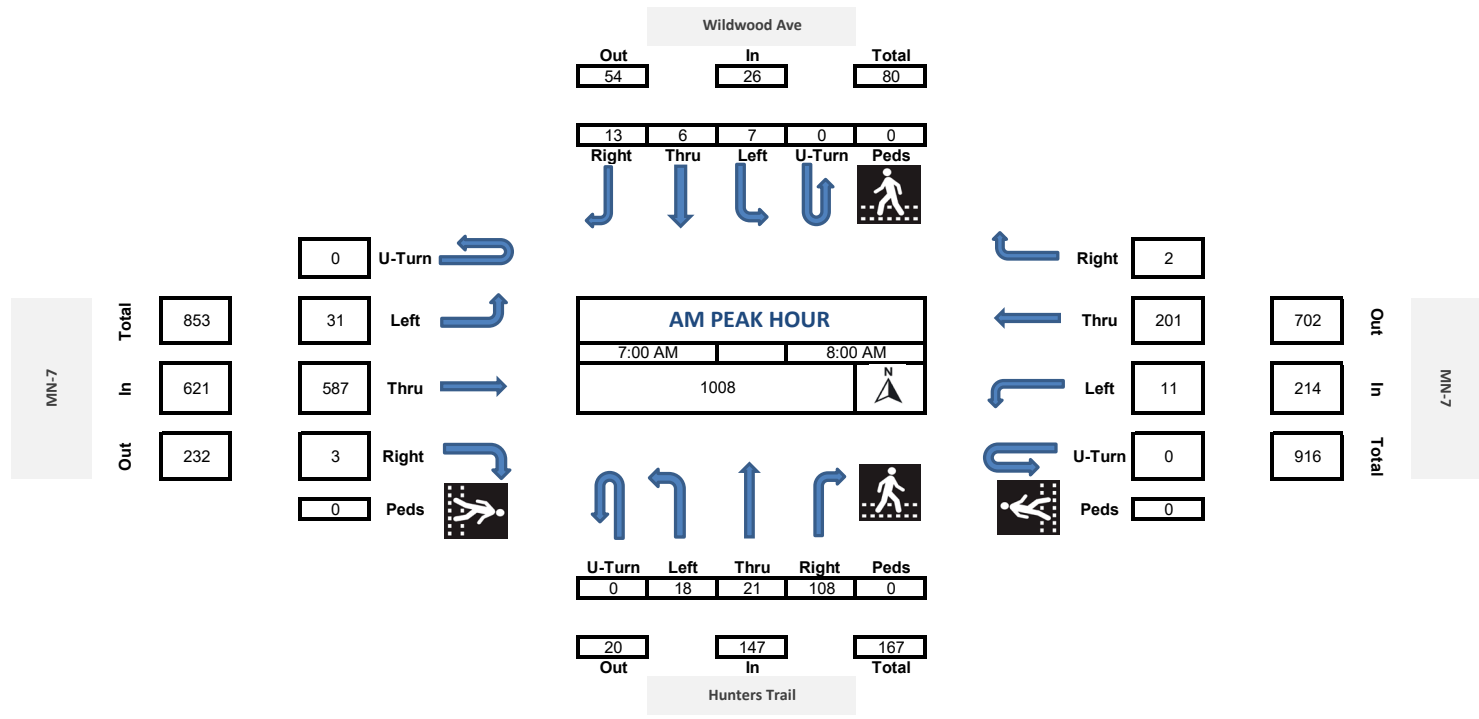
Metro District Traffic Engineering

**METRO TRAFFIC DATA COLLECTION UNIT  
TURN MOVEMENT COUNTS**

Program Support






Intersection: MN7 at Hunters Trail-Wildwood Ave_2023																											
City: St Bonifacius																											
County:																											
Ref.Pt.:																											
Start Date: 11/8/2023																											
Road Name	Wildwood Ave						MN-7						Hunters Trail						MN-7						Int. Total	Peds Total	
Direction	South Bound						West Bound						North Bound						East Bound								
Start Time	U Turns	Left Turns	Straight Through	Right Turns	EB Ped Crossings	WB Ped Crossings	U Turns	Left Turns	Straight Through	Right Turns	NB Ped Crossings	SB Ped Crossings	U Turns	Left Turns	Straight Through	Right Turns	EB Ped Crossings	WB Ped Crossings	U Turns	Left Turns	Straight Through	Right Turns	NB Ped Crossings	SB Ped Crossings			
6:00 AM	0	0	0	0	0	0	0	3	19	0	0	0	0	1	0	17	0	0	0	2	106	0	0	0	148	0	
6:15 AM	0	0	0	1	0	0	0	3	35	0	0	0	0	1	1	12	0	0	0	5	144	1	0	0	203	0	
6:30 AM	0	1	0	1	0	0	0	2	46	0	0	0	0	3	3	11	0	0	0	4	151	0	0	0	222	0	
6:45 AM	0	1	0	6	0	0	0	0	40	0	0	0	0	0	3	19	0	0	0	6	161	2	0	0	238	0	
Hourly Total	0	2	0	8	0	0	0	8	140	0	0	0	0	5	7	59	0	0	0	17	562	3	0	0	811	0	
7:00 AM	0	0	2	4	0	0	0	0	39	0	0	0	0	2	9	21	0	0	0	7	161	2	0	0	247	0	
7:15 AM	0	2	1	2	0	0	0	3	51	0	0	0	0	3	5	36	0	0	0	3	150	0	0	0	256	0	
7:30 AM	0	4	1	1	0	0	0	2	54	1	0	0	0	5	3	25	0	0	0	13	140	1	0	0	250	0	
7:45 AM	0	1	2	6	0	0	0	6	57	1	0	0	0	8	4	26	0	0	0	8	136	0	0	0	255	0	
Hourly Total	0	7	6	13	0	0	0	11	201	2	0	0	0	18	21	108	0	0	0	31	587	3	0	0	1008	0	
8:00 AM	0	5	0	5	0	0	0	4	55	0	0	0	0	10	8	25	0	0	0	5	108	1	0	0	226	0	
8:15 AM	0	1	2	7	0	0	0	4	56	1	0	0	0	3	4	17	0	0	0	3	106	3	0	0	207	0	
8:30 AM	0	0	1	2	0	0	0	9	51	1	0	0	0	1	3	23	0	0	0	4	90	2	0	0	187	0	
8:45 AM	0	1	1	2	0	0	0	6	66	0	0	0	0	0	5	15	0	0	0	6	71	3	0	0	176	0	
Hourly Total	0	7	4	16	0	0	0	23	228	2	0	0	0	14	20	80	0	0	0	18	375	9	0	0	796	0	
9:00 AM	0	1	0	2	0	0	0	2	56	1	0	0	0	0	1	2	0	0	0	2	71	1	0	0	139	0	
9:15 AM	0	2	0	2	0	0	0	3	53	1	0	0	0	2	4	11	0	0	0	3	70	0	0	0	151	0	
9:30 AM	0	0	2	2	0	0	0	4	56	0	0	0	0	2	0	11	0	0	0	4	78	1	0	1	160	1	
9:45 AM	0	0	0	6	0	0	0	5	44	2	0	0	0	1	1	6	1	1	0	4	59	3	1	0	131	1	
Hourly Total	0	3	2	12	0	0	0	14	209	4	0	0	0	5	6	30	1	1	0	13	278	5	1	1	581	2	
10:00 AM	0	0	0	1	0	0	0	6	57	0	0	0	0	0	1	4	0	0	0	0	70	0	0	0	139	0	
10:15 AM	0	0	2	1	0	0	0	5	41	0	0	0	0	1	0	1	0	0	0	2	55	1	0	0	109	0	
10:30 AM	0	0	0	4	0	0	0	6	45	0	0	0	0	1	2	9	0	0	0	1	69	1	0	0	138	0	
10:45 AM	0	2	1	0	0	0	0	3	43	1	0	0	0	0	1	5	0	0	0	3	73	0	0	0	132	0	
Hourly Total	0	2	3	6	0	0	0	20	186	1	0	0	0	2	4	19	0	0	0	6	267	2	0	0	518	0	
11:00 AM	0	0	0	0	0	0	0	4	50	1	0	0	0	1	1	5	0	0	0	4	57	1	0	0	124	0	
11:15 AM	0	0	0	0	0	0	0	5	49	0	0	0	0	1	1	7	0	0	0	0	57	1	0	0	121	0	
11:30 AM	0	1	0	3	0	0	0	6	53	0	0	0	0	0	2	12	0	0	0	2	39	1	0	0	119	0	
11:45 AM	0	0	1	3	0	0	0	5	60	0	0	0	0	1	1	9	0	0	0	2	55	1	0	0	138	0	
Hourly Total	0	1	1	6	0	0	0	20	212	1	0	0	0	3	5	33	0	0	0	8	208	4	0	0	502	0	
12:00 PM	0	0	2	0	0	0	0	7	51	0	0	0	0	0	2	7	0	0	0	1	52	1	0	0	123	0	
12:15 PM	0	1	1	1	0	0	0	9	66	1	0	0	0	3	1	8	0	0	0	1	53	1	0	0	146	0	
12:30 PM	0	0	0	2	0	0	0	2	48	0	0	0	0	0	1	6	0	0	0	2	56	1	0	0	118	0	
12:45 PM	0	1	0	1	0	0	0	12	56	0	0	0	0	0	2	4	0	0	0	1	49	0	0	0	126	0	
Hourly Total	0	2	3	4	0	0	0	30	221	1	0	0	0	3	6	25	0	0	0	5	210	3	0	0	513	0	
1:00 PM	0	0	1	0	0	0	0	7	61	1	0	0	0	1	1	6	0	0	0	1	50	2	0	0	131	0	
1:15 PM	0	0	1	1	0	0	0	3	64	0	0	0	0	0	0	9	0	0	0	2	58	2	0	0	140	0	
1:30 PM	0	1	1	1	0	0	0	9	69	1	0	0	0	1	1	7	0	0	0	1	68	1	0	0	161	0	
1:45 PM	0	0	1	3	0	0	0	9	62	0	0	0	0	1	1	3	0	0	0	1	54	1	0	0	136	0	
Hourly Total	0	1	4	5	0	0	0	28	256	2	0	0	0	3	3	25	0	0	0	5	230	6	0	0	568	0	
2:00 PM	0	1	0	1	0	0	1	6	74	1	0	0	0	0	0	9	0	0	0	1	60	2	0	0	156	0	
2:15 PM	0	0	0	3	0	0	0	9	91	1	0	0	0	1	1	12	0	0	0	5	53	1	0	0	177	0	
2:30 PM	0	1	1	5	0	0	0	14	84	1	0	0	0	2	0	2	0	0	0	3	60	2	0	0	175	0	
2:45 PM	0	0	1	1	0	0	0	8	106	1	0	0	0	3	1	7	0	0	0	2	55	1	0	0	186	0	
Hourly Total	0	2	2	10	0	0	1	37	355	4	0	0	0	6	2	30	0	0	0	11	228	6	0	0	694	0	
3:00 PM	0	0	0	4	0	0	0	6	93	1	0	0	0	0	2	2	10	0	0	0	4	61	4	0	0	187	0

3:15 PM	0	2	2	4	0	0	0	13	116	3	0	1	0	1	1	3	0	0	0	8	79	13	0	0	245	1
3:30 PM	0	1	2	4	0	0	0	11	120	4	0	0	0	4	1	13	0	0	0	4	58	4	0	0	226	0
3:45 PM	0	1	1	7	0	0	0	14	136	3	0	0	0	4	0	14	0	0	0	2	80	3	0	0	265	0
Hourly Total	0	4	5	19	0	0	0	44	465	11	0	1	0	11	4	40	0	0	0	18	278	24	0	0	923	1
4:00 PM	0	2	5	4	0	0	0	19	129	3	0	0	0	2	2	17	0	0	0	4	64	5	0	0	256	0
4:15 PM	0	0	4	5	0	0	0	18	154	2	0	0	0	0	1	17	0	0	0	3	76	3	0	0	283	0
4:30 PM	0	1	4	8	0	0	0	27	165	0	0	0	0	2	2	14	0	0	0	6	67	3	0	0	299	0
4:45 PM	0	0	4	6	0	0	0	23	154	3	0	0	0	0	2	11	0	0	0	3	61	4	0	0	271	0
Hourly Total	0	3	17	23	0	0	0	87	602	8	0	0	0	4	7	59	0	0	0	16	268	15	0	0	1109	0
5:00 PM	0	1	1	5	0	0	0	17	168	1	0	0	0	2	2	8	0	0	0	8	54	5	0	0	272	0
5:15 PM	1	0	3	12	0	0	0	17	131	4	0	0	0	1	2	9	0	0	0	3	70	3	0	0	256	0
5:30 PM	0	0	2	7	0	0	0	20	142	1	0	0	0	1	5	16	0	0	0	8	63	3	0	0	268	0
5:45 PM	0	1	5	7	0	0	0	17	89	0	0	0	0	2	6	10	0	0	0	5	54	3	0	0	199	0
Hourly Total	1	2	11	31	0	0	0	71	530	6	0	0	0	6	15	43	0	0	0	24	241	14	0	0	995	0
TOTAL	1	36	58	153	0	0	1	393	3605	42	0	1	0	80	100	551	1	1	0	172	3732	94	1	1	9018	5
Cars+	0	35	57	151			1	388	3382	38			0	76	99	542			0	164	3516	87				
Trucks	1	1	1	2			0	5	223	4			0	4	1	9			0	8	216	7			482	
% Trucks	100.0	2.8	1.7	1.3			0.0	1.3	6.2	9.5			0.0	5.0	1.0	1.6			0.0	4.7	5.8	7.4			5.3	
		2.0						5.7						1.9						5.8						








MN-7






Total	962
In	293
Out	669

0	U-Turn	
20	Left	
258	Thru	
15	Right	
0	Peds	

Wildwood Ave		
Out	In	Total
33	39	72






24	13	2	0	0
Right	Thru	Left	U-Turn	Peds
				

PM PEAK HOUR		
4:15 PM		5:15 PM
1125		N

0	4	7	50	0
U-Turn	Left	Thru	Right	Peds
				

113	61	174
Out	In	Total

Hunters Trail

6	Right	
641	Thru	
85	Left	
0	U-Turn	
0	Peds	

310	Out
732	In
1042	Total

MN-7